

# PRIMARY ENGLISH NEWSLETTER (PEN)


7<sup>TH</sup> DECEMBER, 2012

ISSUE 3/1213

## AT A GLANCE...

### English Week!

It's that time of year again where we start thinking of hotpot, caroling and Christmas. It's also the time of year for the first English Week! This will run from 10<sup>th</sup> till 14<sup>th</sup> December and will feature a variety of performances from our G3 and G4 students. They will be singing, dancing and acting their way onto the stage at the small assembly hall so do come down and enjoy the shows!



In this issue, we see that the G1's and the G3's are studying plants. The difference is that while the G1's learn about plants as part of the bigger unit – Our World – the G3 students are learning about plants as an *entire* unit. This means that the G3's will go in-depth in their study of plants.

Most of the grade levels are done with Module 1 and are busy working on projects and project presentations. The middle of December should see Module 2 in full swing in the classrooms.

Have a good weekend!

Ms. Jennifer Lopez  
Primary English Panel

# GRADE ONE


We have now gone through more than half of the module and are recently learning about plants.

We understand plants are living things that need air, soil, sunlight and water for growth. And plants have different body parts too! They are petals, leaves, stem and roots. Each part is very important because without any of them, a plant cannot grow nicely and may even die. ☹

We also read a lovely story, *The Tiny Seed*. The tiniest seed had a hard journey! It was nearly burnt by the sun, frozen on the ice mountain, eaten by animals and stepped on by children. Finally it was safe and grew to be the tallest and the most beautiful flower.

So would you want to be a big or a tiny little seed? And why?

**Interview your friends and family members and vote!**






# GRADE TWO

Grade Two students have just finished Module 1 and are still having fresh memories of the customs and stories of the festivals. Last month, they learnt about some more festivals like Halloween, Thanksgiving and Divali which originated in different continents of the world. Through wearing festive costumes, listening to festival songs, writing what they were thankful for and designing posters, students shared their joy and understanding of each festive celebration. At the end of the module, each student submitted their home project which was either a poster or a booklet to show their favourite festival. To them, the most challenging part of the project was to present their work in front of their classmates.

**Most of them did a good job.**





We're nearing the end of our first module, *Different Countries*, and getting ready to move on to *Module 2: The World of Plants!* In our upcoming Science-strand module, students will learn all about how plants live and grow. However, let's take a look at what we did in November first!

It's not just all workbooks and papers at school; we do a lot of activities to help children learn how to share and be co-operative. One such activity is Reading Circles. Here, students form a small group and take turns reading from the book. Later they will have to ask questions based on the book, but for now we're just practising being patient, waiting our turn and speaking in a loud voice!

Students are also busy getting ready for their project presentations. At the end of each module is a comprehensive project where students need to combine all the skills they have been studying in both a written and spoken portion. Each student gets to choose a country and then write a report on it just the way we have been practising in our writing journals. Of course, we encourage the students to add a little of themselves into their projects to make them more individual! We can't wait to see the results.

# GRADE THREE



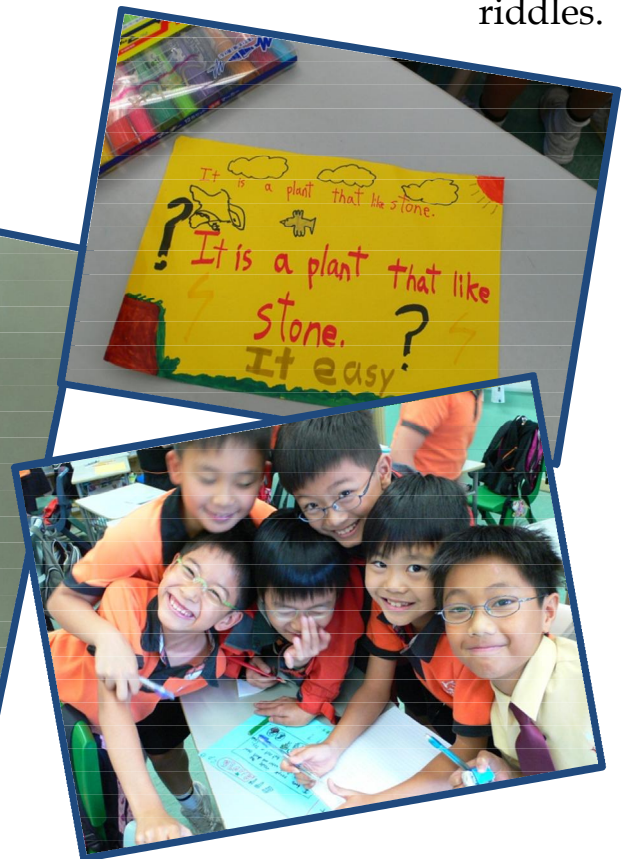
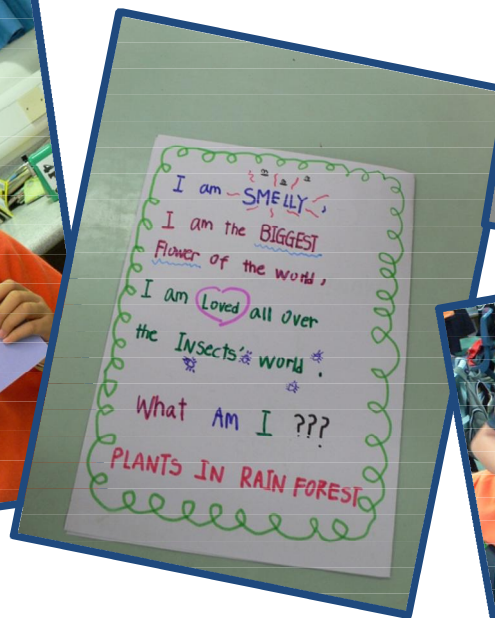
# GRADE FOUR

"It is thin and can grow up to 50 meters. It can be used in Chinese medicine and house building. It is also the major food source of pandas. What is it?"

Do you know the name of the plant?

Our G4 students have been learning different plants in the rainforest. They not only need to know the name of the plants which grow in the rainforest, but also they need to learn the appearances as well as the special features of those plants. Then each of them has to choose one rainforest plant and write a riddle about it.

Let's have a look at the time when they were guessing each other's riddles.



# TRIP TO OCEAN PARK

To enrich students' knowledge about the rainforest, G4 students went to Ocean Park and joined a programme named "Rainforest Treasury". Students were given chances to discover the hidden inhabitants of the rainforest. They were also taught the relationships between humans and the rainforest through drama activities.





# GRADE FIVE

## ANCIENT SPIES V.S MODERN SPIES

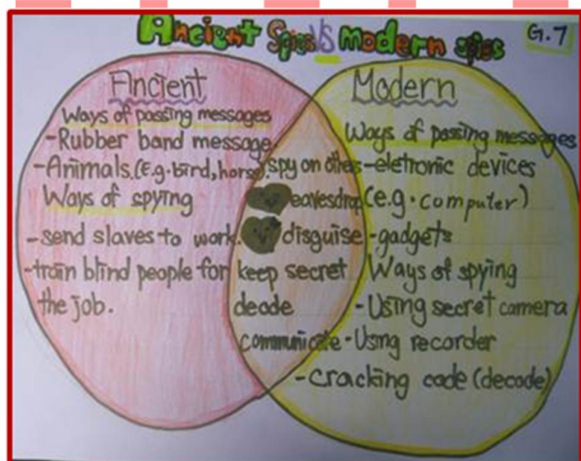
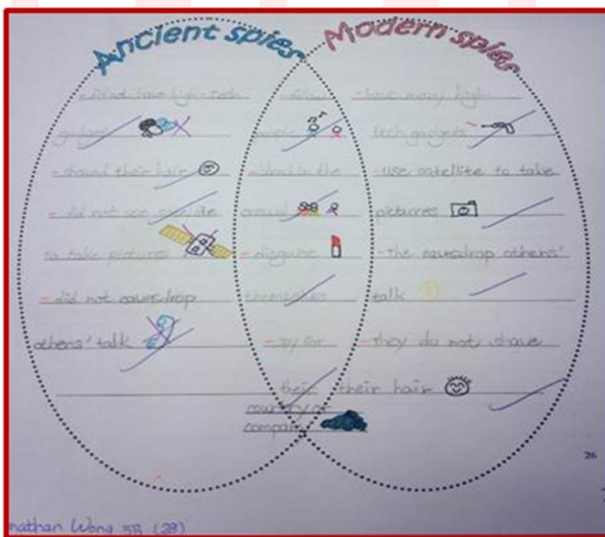


Our Fifth Graders are currently doing their Module 1 “Secrets and Spies”. In the past few weeks, students read books and worked on various activities about spies in the world.

Students have learnt facts about spies and ways of passing secret messages. They also learnt to write formal and informal letters to complete spy missions and used imperatives to give instructions to other spy members.

After experiencing spy missions, have you ever thought of the similarities and differences of Ancient spies and Modern spies? Students worked in groups to share their ideas after reading the book called “Secret Spies of the World”. Some of them found some interesting information from the internet too!

In the lesson, each group created a poster showing the similarities and differences of Ancient spies and Modern spies. Modern technology did help with spy missions a lot!! Let’s have a look at the ideas from students!





## Ancient Spies VS Modern Spies

### Ancient Spies

- Ancient Egypt people used pictures to describe a letter - hieroglyphs
- Pin alphabet
- They have double agents in ancient and modern
- They use gadget in today and before
- They use Espionage (Class)
- They spy on other (Class)

### Modern Spies

- The umbrella murder
- James Bond
- Men in Black
- They use gadgets
- They use Espionage (Class)
- They spy on other (Class)

## Ancient Spies VS Modern Spies

### Ancient Spies

- They use hieroglyphs to write
- They use double agents
- They use gadgets
- They use Espionage (Class)
- They spy on other (Class)

### Modern Spies

- They use spy phones to listen to telephone conversation or watch every word on video camera
- They use spy plane to fly from New York to Moscow invisible as a bird
- They use gadgets
- They use Espionage (Class)
- They spy on other (Class)

### TIPS:

- Different countries have different spy organizations. Example: KGB, CSIS, MI6...
- As you know, spies have many gadgets. Example: An umbrella is a poison gun, a electronic pen, as a mini hidden device...
- Spies are everywhere. They may be a teacher in your school, a uncle of yours, or the classmate beside you!

## Ancient Spies VS Modern Spies

### Ancient Spies

- Ancient spies obtaining of information has always been a critical factor in being able to gain victory over ones enemies.
- Ancient spies consisted of things such as using codes to disguise messages, poisoning enemies in important positioning or disinformation through false sources.
- Ancient spies will disguise formers or disguise them selves as such.
- Ancient spies wrote a messages in morse code.

### Modern Spies

- Modern spies have information collection techniques is a variable, including disassion of operational techniques.
- Modern Spies are use spy technology and gaget to get information.
- Modern spies will disguise or former them selves as such.
- Modern spies use to pass...

# GRADE SIX

We are coming to the end of our first module in Grade Six and students are getting ready for both the end-of-module test and the comprehensive final project. This time around, students are working in groups of four on a topic related to our Different People, Same World module. The teachers are very interested to see what kind of research and presentations the students will be cooking up.

Aside from paper-based work, we also make sure the students participate in other kinds of learning activities. One such activity is the Reading Circle. Although lower primary students also participate in this kind of activity, by Grade 6 they are expected to compose themselves in a more mature manner. Each student takes turns reading from the book, and it's the job of the classmates on either side to help the reader out if they get stuck. Discussion questions may also be passed out, which the reading circle then needs to work on!



The Grade Sixes recently helped out the library with their Buddy Reading Programme. Our students took out a book that they would like to read to a Grade One student and practised reading it aloud over the weekend. Then they were paired up with an eager Grade One student for paired reading! The Grade Sixes really put a lot of effort into taking care of the younger students during the activity.





# WRITERS' CORNER

The Manager

Spy Outfitters

21 Durham Lane

Meadow Park

Mickey Maloney

71 Cook Street – Terraceville

3<sup>rd</sup> June, 2006

Dear Mr. Maloney,

Thank you for your letter. I apologize that you are having a hard time with your mission because of the boots. The boots broke may be because your feet are too big. I offer an apology for this. I will replace the boots by sending a worker to get the boots and replace the boots with a bigger pair.

I recently heard that you put the boots in your neighbor's house. I will inform the worker of the location and ask him to find a pair of boots that is bigger than the original pair.

I promise my services will be improved. Next time, I will check the boots if they are in good condition. If they aren't, I'll throw them away. I hope this has solved your troubles.

Yours sincerely,

The Manager

By Haco 5B (24)

## LETTER TO THE MANAGER – BY JASMINE KWAN (5M)

The manager-Jasmine Kwan

Spy outfitters,

21 Durhan Lane,

Meadow Park

Mickey Maloney

71 Cook Street Terraceville,

Phone: 07638281

Fax: 07638285

E-mail: mickeymaloney@splink.net

5<sup>th</sup> November, 2012

Dear Mickey Maloney,

We have received the letter about your boots. We are very sorry! Your boots will be replaced and we'll check as fast as we can to find out what makes the mistakes.

To express our apology, a designer designed a special quality boot JUST for you. When you have time, you can come to get and try the new kind of boot.

We are sorry again. For more compensation, you are given five updated gadgets which you can choose. A book of coupons is given to you for free too! We are sorry. Hope you can accept our true apology!

Yours faithfully,

Jasmine Kwan

Jasmine Kwan-Manager

Spy outfitters

## MAKING A SEAFOOD SANDWICH (DELUXE!)

### *Ingredients:*

5 pieces of bread

10 pieces of tomatoes

a piece of cheese

4 pieces of salmon

an octopus

a shark fin

a whole squid

### *Procedure:*

First, put a piece of bread on the table.

Then spread the tomatoes.

Second, put the second piece of bread on top of the tomatoes.

Third, cut the tentacles of the octopus and put them on the bread.

Fourth, put the cheese on top.

Fifth, cover the cheese with a piece of bread and put 4 pieces of salmon on it.

Sixth, put the shark fin flat on the salmon.

Seventh, cover them with the fourth piece of bread carefully.

Lastly, barbecue the squid and slice it into pieces. Put it on the bread and cover it carefully with the last piece of bread.

By Douglas 5P



## HOW TO MAKE AN ANTI-ALLERGY SANDWICH

This procedure teaches you how to make an anti-allergy sandwich.

You will need:

- 2 pieces of plain white bread
- One piece of raw lunchmeat
- One or two pieces of raw lettuce
- A cutter in any shape you like
- A cooking pot

Steps:

- First, cut your plain white bread into any shape you like.
- Second, cook the lunchmeat and the lettuce in the cooking pot.
- Last, put the cooked lunchmeat and the lettuce on one piece of the bread and put the other piece on top.

You're done! Enjoy!

By Charmaine Wong 5C

## HANDSOME BEAUTY

N: Once the King and Queen had a boy called Asosa.

K: What a handsome boy!

Q: What a beauty!

N: The King & Queen left so the fairies could come and give Asosa a wish.

F1: I shall make him completely terrible.

F2: He shall marry a cool D.J. girl.

N: Out of nowhere the evil witch appeared.

E: He shall eat poison on my command!

F1: No, he shall only faint and when he does D.J. girl will come and help.

N: The King was silly and made people make more poison.

N: So one day Asosa accidentally drank poison in a cup.

N: At night a cool D.J. girl karate chopped the trees and went in.

N: The girl Alix saw Asosa and cried: What a handsome man!

N: She kissed him and fainted, then a Knight came and slapped their faces.

AS: What a pretty girl! I shall marry her!

KN: No! I shall!

AL: I shall marry the Butler over there!

N: The butler was the Queen's nephew, Butler But Butler loved his aunt so he worked for her.

M: Oh, Thank you Alice!

Q: Honestly!

AL: I LOOK gorgeous!

B: Why look at you, you are BEAU.....TIFUL!!

G: Yes, you are!

G: Yes Yes!!!!

MI: Lets start!

MI: Will you marry Butler But Butler?

AL: NO! I want to marry Asosa!

N: The Butler was so angry he ran away forever.

K: Why don't you want to marry Butler But Butler?

MI: Lets start over and skip the questions.

MI: Ok, Will you marry Alix?

AL: YES YES YES!!!!!!!

AS: YES!

AL: Lets PARTY!!!

THE END

By Megan Kenny 4M

## TOPIC: MAKE X A BETTER PLACE

Dear fellow students, teachers and principal. I am Joelle Ho from Six Cotton. Today I am going to make a speech called "Make the World a Better Place." I hope you will enjoy it.

There are millions of types of animals in the world, but some of them are extinct or endangered, like the dodo bird. It is extinct, but why? Because a lot of people in the past killed the dodo birds and ate them. It's not too late to help these animals. Elephants are now endangered. Why? Because some hunters kill them just for their tusks, to make ivory. How can we help? We just need to stop buying ivory from elephants' tusks.

If we want to make the world a better place we must be eco-friendly. Make the world a better place! Thank you.

By Joelle Ho Aiwon 6C



# DEBATE TEAM

For the first time, Pui Kiu College is proud to recruit our first Debate Team, who will be taking part in this year's NESTA Primary Debating Competition.

The first round was held on 29th November, 2012, against Kwun Tong Government Primary School (Sau Ming Road). Our team, consisting of Wendy Ko (6M), Julian Kwok (6B) and Walden Leung (6M) debated in support of the motion, That Students Should Wear School Uniform. The debate was chaired by Michael Tong (6C) and timed by Christopher Lam (6C) and was viewed by both students and teachers. The debut performance of our Debate Team was not only committed and professional, but the debaters also claimed their first victory scoring 474 points to 458. The Debate Team will be recruiting more members throughout the year to grant more students the esteemed chance to represent the school.

Let's cheer on the debaters as they proceed to Round 2 in mid-December. Stay tuned for further updates in the coming PEN issues.



# TEACHER FEATURE

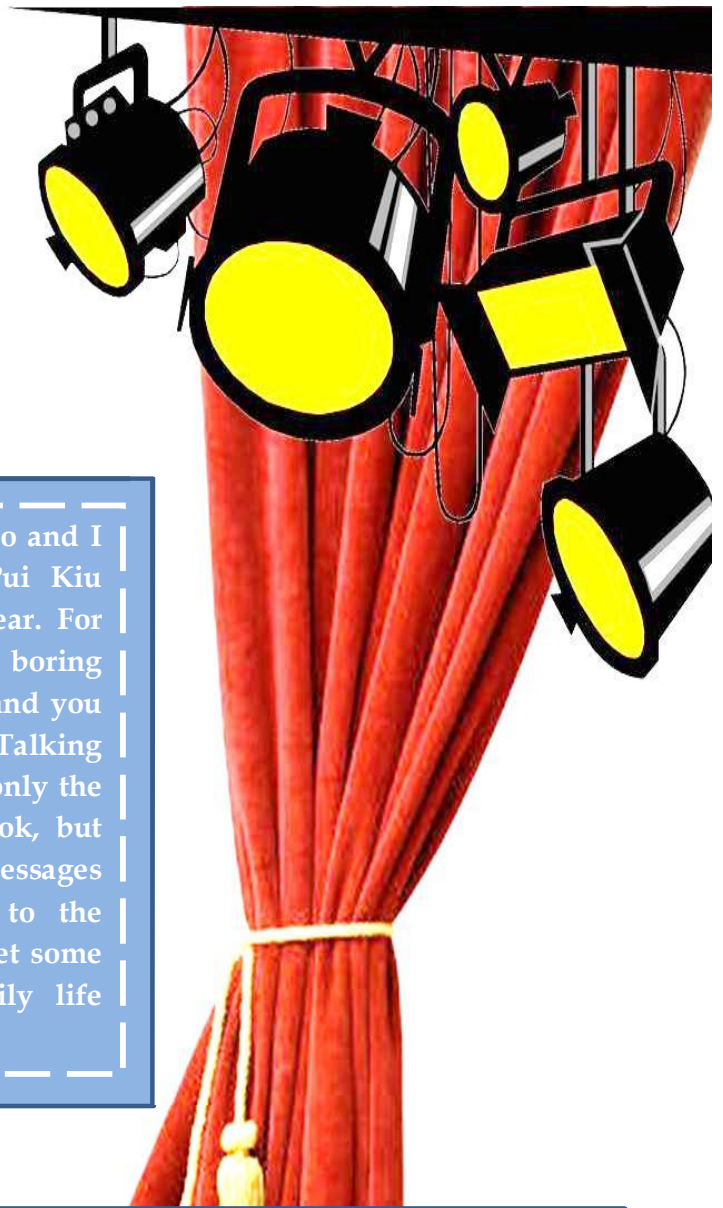
## SYLVIA HO

Hi everybody, my name is Sylvia Ho and I am the new English teacher in Pui Kiu College (Secondary Section) this year. For me, reading English books is not a boring task. Instead, it can be a lot of fun and you can learn a lot through reading. Talking about learning, what I mean is not only the new words that you see in the book, but also the dialogues as well as the messages that each book tries to present to the readers. Sometimes, you can even get some new inspiration towards your daily life when you read a story.

### BOOK RECOMMENDATION

Now, I would like to recommend a book for all Grade 6 students. The book that I want to talk about is called *Charlie and the Chocolate Factory* which is a children's book written by British author **Roald Dahl**. The story talks about a character Charlie Bucket who comes from a poor family, and spends most of his time dreaming about the chocolate that he loves but usually can't afford. Things change when Willy Wonka, head of the very popular Wonka Chocolate empire, announces a contest in which five gold tickets have been hidden in chocolate bars and sent throughout the country. The kids who find the tickets will be taken on a tour of Wonka's chocolate factory and get a special glimpse of the wonders within. Charlie miraculously finds a ticket, along with four other children much naughtier than he. The tour of the factory will hold more than a few surprises for this bunch.

For me, this book is full of fantasy and imagination which can surely arouse students' interest. I would suggest students reading this book as well as watching the movie version of this work. I am sure that you will enjoy it and love it so much.






# AROUND CAMPUS

