

Primary English Newsletter (PEN)

At a Glance...

Assessment in the Classroom

Assessment for English takes many forms. We have a review test at the end of each module; and we have a formal year-end assessment.

In addition, we have more formative-based types of assessment. These include the project work students do, their regular classwork, their writing in the Writing Journal etc. We also have non-written assessments which include quick checks in the classrooms where students tell one another what they've learnt, oral quizzes, or discussion with peers on the topics covered.

In English, we make assessment as formative as possible so that students have opportunities to excel over a period of time and observation.

It is also very important for the teachers that the students are motivated to learn English so lessons are created to make English learning experiential, interactive and engaging.

Disguise Game and Catwalk

Imagine dressing up as someone totally unlike yourself and seeing if people can recognise you. The Grade 5's did just that! Read all about their spy catwalk activity in this issue of PEN!

It is already November and school has run for a week after the term break. Students and teachers alike had the opportunity to relax and recharge over the week.

Students have returned to continue with the last section of module 1 in their English classrooms: the G1's are finishing off with their learning about their families and themselves; the G2's are almost finished celebrating different festivals; the G3's tour of different countries is almost at an end and so it goes with the rest of the grades. Likewise, in EPA, the students are gearing up for the first English Week. This will be held from the 10th till the 14th December and it will be five days of performances by the Grade 3 and 4 students. PEN will keep you updated.

As always, you can read more about what's happening in the English classrooms in this issue.

In the last PEN, we did not have a Teacher Feature. We have it again in this issue, together with our Writers' Corner. This month we feature Teacher Rachel from secondary English and Writers' Corner showcases the talented writing of our Grade 6 students.

Students, remember that if you would like to share your writing with us, you can approach me and give me a copy of what you'd like to publish in PEN. You can also email me the typed copy of your writing piece.

I hope you enjoy reading PEN as much as we've enjoyed putting it together!

Have a lovely weekend!

Ms. Jennifer Lopez

Primary English Panel

~Grade 1~

Our Grade One students started 'Me and My Family' as their first English module in the new learning environment at Pui Kiu College. We talked about our family members and learned how to draw a Family Tree. We also wrote something that we did with our families in the W.J.(Writing Journal). For example, we wrote what we did with our families at weekends and at the Moon Festival. It is great to know that we all LOVE our families, and all of them LOVE us too!



This is my family

A hand-drawn family portrait. On the left is a woman labeled 'Mum'. Next to her is a man labeled 'Dad'. To the right of the dad is a girl labeled 'Sister'. On the far right is a small figure labeled 'Me'. They are all holding hands and smiling.

I Love My Family!

Hi! My name is Caleb Chung.

I am six years old.

There are four family members. They are my dad, my mum, my sister and me. We are happy family.

I like doing homework. My sister likes to help me.

My dad likes watching TV.

My mum likes eating.

This is my family



I Love My Family!

Hi! My name is Kylie. I am six and half years old. I like to play with my friends. I like to eat apple and banana.

Shirley is my mum, she likes to eat cheese.

Alan is my dad. He likes to swim and I like swimming too!

Think about your family and draw a picture in the box below.

This is my family

sister



lem lem

Mother



calcy

big sister



Karen

father



Andrew

Write something about your family on the lines provided.

I Love My Family!

Hi! My name is Karen. I have a baby sister, mum and dad. My mum loves me. My dad loves me too. My sister likes to drink milk. I like to play with my friend. My mum likes to play with me and my sister. My dad likes to eat chocolate. I like to eat chocolate too. But my mum don't like to eat chocolate. I like to drink milk. My sister likes to drink a milk too. I like to play. My sister likes to play too and me me mama.

~Grade 2~


Our Grade 2 students have been learning about festivals in module one- "Festivals around the World". We have had lots of fun finding out about different and new festivals. A very interesting book we read was "Celebrate". It is a non-fiction book which introduces fun and exciting festivals that are celebrated around the world.

The students also learnt about the features of a non-fiction book. Learn with our students by taking the little quiz below. Answer the questions before reading the answers in the box. Remember not to cheat! 😊

1. How do non-fiction books differ from fiction books?

Non-fiction books are books that are about real things, people, events and places. Fiction books are books that are about imaginary characters and events.

2. Look at the sample of a title page. What information does a title page tell us?



A title page tells the title and author of a book.

In this example, the title is 'Celebrate' and the author is 'Beverly Osborn.'

3. What is the table of contents? What does it list?


Table of Contents	
Introduction	5
April Fool's Day	6
Boxing Day	7
Christmas	8
Day of the Dead	9
Earth Day	10
Festival of the Sun	11
Groundhog Day	12

The table of contents is at the front of the book. It lists the chapters and page numbers.

The chapter heading tells what each chapter is going to be about.

For example, you should refer to page 9 if you want to read about "Day of the Dead" in the book.

4. Look at the example below. Why is the word "**celebrate**" printed in bold, and which page should we turn to in order to find out more?



Introduction

Holidays are fun! We all have one holiday we like the best. Each country has a holiday they like to **celebrate** too!

The words printed in bold are the special words from the book. You should turn to the glossary page in order to find out more.

5. What is a glossary for? Where is it usually found in a book?

Glossary	
celebrate (v.)	to do something special to honor an event (p. 5)
contest (n.)	a race or other event that involves a struggle to win (p. 16)

Learning how to "use" a book prepares our

A glossary is usually found at the end of a book. The glossary lists special words from the book. It tells what the words mean. In some books, it also tells how to pronounce each word.

children for carrying out information research in higher grades.

After reading the book "Celebrate", as an extended activity, the students also chose four interesting festivals that they learnt from the book, and

drew and wrote about the festivals in the LAB. Here is some of their fabulous work!

Valentine's Day



We give a valentine to our friends.
Cut out a big heart shape. Give it to
friend, and say "Happy Valentine's Day!"

Halloween



Halloween is for fun. We can eat
candies, and wear masks.

Kite Day



Kite Day is a contest day in the
country of Afghanistan. Each Kite tries to knock
the other Kites from the sky.

~Grade 3~

Different Countries

The students have been learning about Australia, which is one of the countries covered in Module 1.

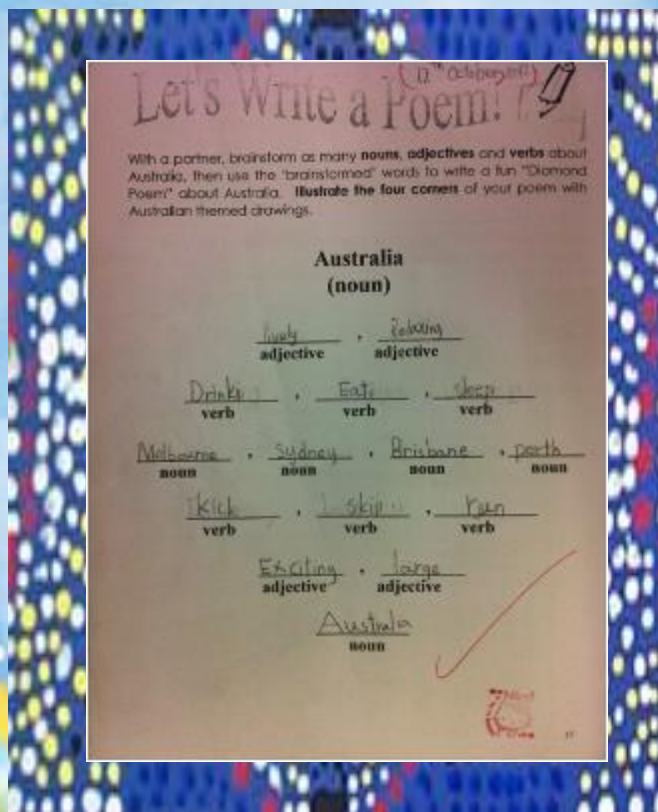

First, how much do you know about Australia?

Australia is a huge island called a continent and it is also a country. You can locate Australia on a map easily. When compared with our home, Hong Kong which is just a dot on the map. So you can imagine how big Australia is!

Also, Australia is a multicultural country. You can find many people of different races and cultures. Its landscape ranges from desert and bush land in the central areas, to rainforest in the North, not to mention the famous Great Barrier Reef! If you visit Australia, you may find many things decorated with aboriginal dot paintings. The Australians love to tell stories using this special art!



Let's have a look at the poems written by our students about this wonderland, Australia!






Pui Kui Rainforest Tours

Grade 4

Grade Four students continue their journey in the tropical rainforest. As they venture deeper and deeper, they discover more different species of animals and plants living in the rainforest. They have learnt that rainforests provide shelters and food to nearly half of the world's animal species and more than two thirds of the world's plant species can be found in the tropical rainforests. Through their research and sharing, they are able to recognize some of the most popular rainforest animals and plants along their way. Furthermore, they have prepared animal and plant identity cards to help each other to identify them. Now they are able to tell why some animals are more suitable to live in a specific layer of the rainforest.





Our students also realize that many animals and plants are becoming endangered or extinct because of the loss of homes and food following the destruction of the rainforests caused by human activities. With this understanding, we hope that we can find more ways to help protect the rainforests and the endangered animals.



~Grade Five~

Secrets and Spies

Our Grade 5 students are currently studying the module "Secrets and Spies". They have learnt how to disguise themselves and how to pass messages in different ways. They also learnt how to use imperatives to give instructions to guide their friends to get to a location.

We had an inter-class Disguise Game in mid-October. We had 8 groups in each class, and each group had a model and a speaker representing the group. The models needed to disguise themselves with the help of the group members and everyone in the group had to write a procedure together. The procedure's about how they dressed up their model. On the day of the game, two Grade 5 classes worked together and the models from one class did catwalks in the other class, and students from the other class needed to guess who they were and vice versa. The speakers presented the procedure before the catwalk.

Let's look at our models!





Grade 6

Different People, Same World



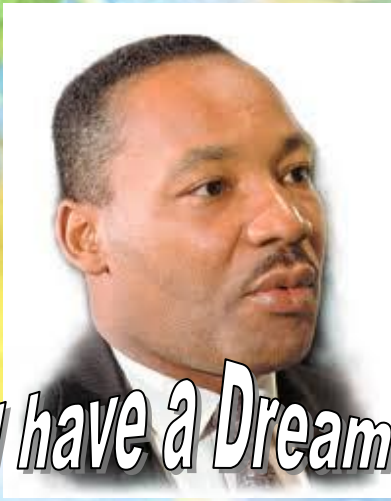
What does "Different People, Same World" mean to our G6 students? It is not difficult to find that we are surrounded by different types of people who have different skin colour, race, religion, culture and nationality.

It is important for us to respect different people in the same world. To achieve this is to learn about different cultures around the world. Therefore, our G6 students are learning about "Different People, Same World" in the first module. They have to learn about different forms of discrimination and the effects of discrimination on society. This lesson will also explore ways to help students identify heroes who lived and died long before they were even born, through reading, writing, listening, and speaking activities. They will listen to some famous people's stories and what they have done to change the world.



Many people are heroes. There are the public heroes who inspire us all, such as Cathy Freeman and Martin Luther King, Jr. Cathy Freeman is one of our national heroes whose achievements in athletics, particularly in the Sydney Olympic Games 2000, have served to unite the nation and focus national and world attention on the Aboriginal reconciliation issue.





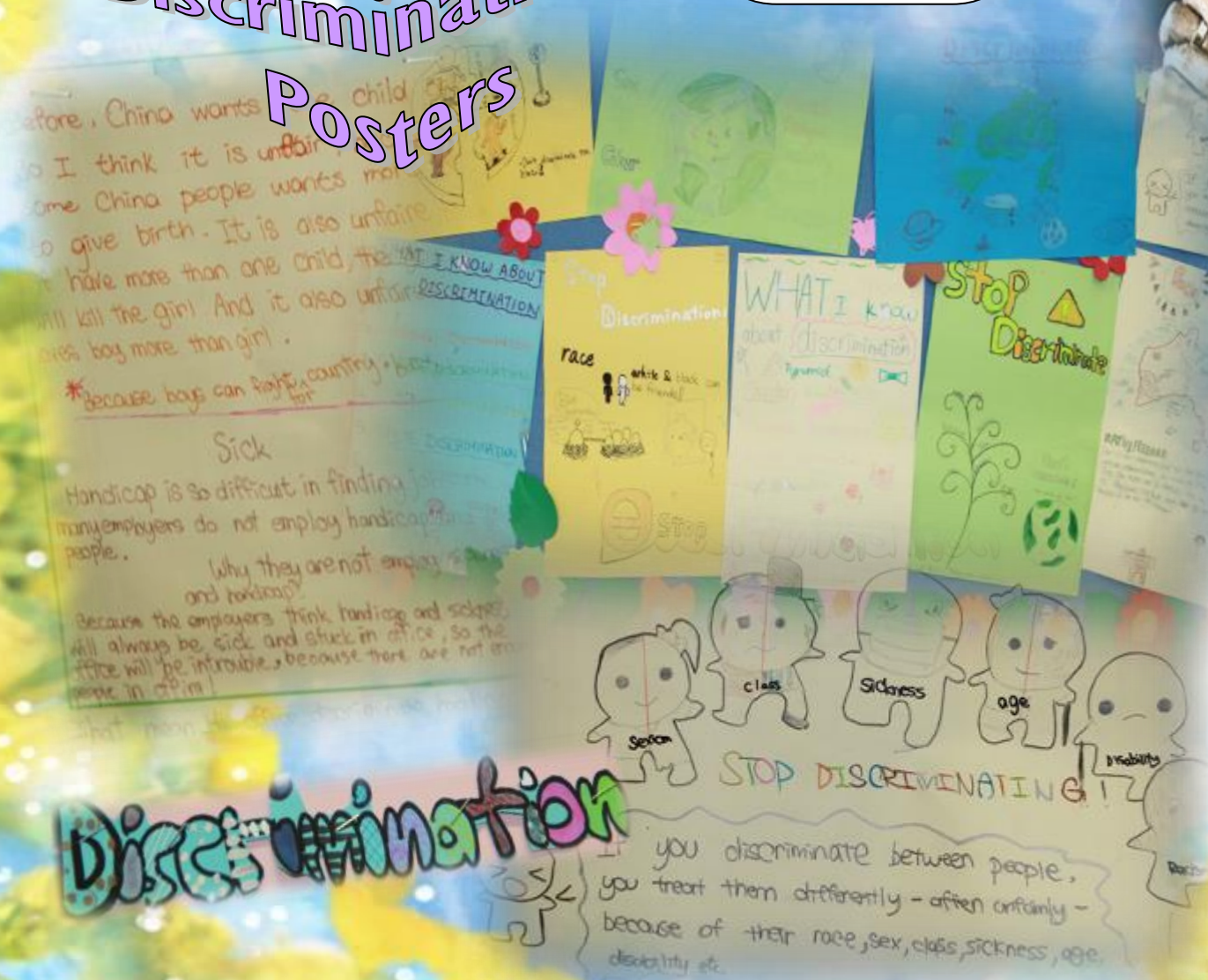
Martin Luther King, Junior fought for civil rights. He believed all Americans should be treated fairly, no matter what their skin color. Since he was black, he could not go to the same schools as white children. Black Americans also had to use separate restrooms, restaurants, theaters, and swimming pools in some states.

Dr. King thought this was wrong and worked for equal rights for black people. He helped lead peaceful protests to change those unfair laws.

Below are posters of discrimination. In this activity, students learn how to differentiate the types of discrimination. Within this module are lessons that prepare students to be knowledgeable, reasonable and responsible.

G6 Group Work Discrimination Posters

Stop
Discrimination!



~English Performing Arts~


Grade One



Grade One students enjoy their EPA lessons with extended learning activities from their English lessons, as well as gaining knowledge of performing skills.

Each week, students have different activities related to the topics in English lessons.

Currently, they are learning about "Occupations". They learn about what different occupations are, what tools those people need and what they wear. Students act out different occupations with skills learnt in EPA lessons. They even sing and create their own lyrics for songs about the neighborhood. Activities such as singing with movement, acting with short scripts and role play from their readers are carried out in their lessons.






Students work in groups and act as the characters in this book "Walter the Baker". Students get to commend on other students' performance.



Students learn about dogs at work. They have activities on locating the dogs and make the set of where the dogs go in the activity. They make interesting sounds and movement in the activity. They brainstorm how dogs could help humans in other ways.



~Teacher Feature – Teacher Rachel from Secondary English~

Do you have dreams? What do you want to be/ to do in the future? Does studying put you under too much pressure?

When I was a primary kid, I dreamed about being an interior designer, a lawyer and a teacher! Then I found my talent in painting and asked my mom if I could join any painting classes. However, she refused my request because she thought it wouldn't do any good to my future. So this is how I gave up my interest.

Then when I was at secondary school, I chose to study in the science stream because people (including my parents) said that I could have a better future being a science student. So I followed their hearts despite my lack of interest in science subjects.

You can imagine my results in the science subjects- disappointing! This actually affected my confidence of studying at school and confidence to get a seat in University. If I had a chance to change one thing in the past, I would change to follow my heart and fight for my own dreams instead of listening to others blindly.

The film '*3 idiots*', which was based upon the book *Five Point Someone – What not to do at IIT!*, is a comedy. In the film, the main character Rancho makes his friends and even his professors learn to follow their heart and not to be afraid to go for their dreams. The film has won a lot of awards because it could inspire so many teenagers and adults to change their minds. I highly recommend this film to you and I hope that all of us will also be like the 3 idiots someday.



~Writers' Corner~

The People in New York

The people in New York walk all over the city in a huge crowd. It's so crowded that it takes up all your space.

It is so crowded that all the citizens are like water, and all the 'water' turns into a 'river' that can fill Taiwan. The 'water' rushes from one place to another non-stop. After some time, the buildings are all 'flooded' and there is so much 'water' that the building is having a hard time carrying all this 'water'. Phew! I can't imagine the life in New York.

When I got out of the plane, I finally had my first steps into the 'flood'. Luckily, there were life jackets under our seats, so the first thing we did was 'swim' around the airport. Things were slowing down while all the 'water' pushed me back and forth. Finally we were out.

When we 'swam' to our hotel, we tried our best to get to the top floor. Then we had lots of fun 'swimming', sightseeing, eating and so on.

Finally, we came back to Hong Kong without a life jacket. Sheesh! I'm not going back to New York again!

Denny Toepker (6M)

My Moon Festival Celebration

Dear Nety,

I had my best Moon Festival Celebration in Europe. I had a violin competition there when it was the moon festival.

I won the championship and I felt very happy. The other people who joined the competition also celebrated the moon festival with me. We brought many mooncakes and candy; and we played the violin together at night.

Later, we saw a big moon and it was the biggest that I have ever seen! Maybe God knew that we were celebrating!

At last, I went back to my hotel room at 12 o'clock!

Your friend,
Bowie

Bowie Ma (6P)

Journey in the Human Body

Flower hated Rock a lot in school. Ever since the day she had to go to school, she had hated him because he called her names and punched her. So she had an idea for revenge.

Flower made a machine that could make her shrink. At lunchtime, she sneaked into his lunch, and he swallowed her. Flower had fun in his body. She felt like she was in an amusement park! Flower punched Rock's fat, jumped on his intestines and swam in his blood. While in the real world, Rock screamed like he was in the throes of pregnancy.

So, you must be wondering... how did Flower get out? Well, Rock vomited her out, gross right? At least Flower got her revenge... really sweet revenge.

Mandy Lan (6M)

A Time I Was Treated Unfairly

One day I went to a snack shop to buy some food. I wanted to buy a hotdog and a carton of milk.

The snack shop auntie was looking at me in a horrible way. I felt very scared, but since I was feeling very hungry, I did not pay much attention. I was really very hungry.

I went in and carefully took a look at the price tag. The price tag for the hotdog was 10 dollars and the milk was 5 dollars. After checking the price I went to the cashier auntie to pay. I took 15 dollars from my 'money bag' and gave it to her. The auntie looked at me and said "You little girl, the hotdog and milk costs you 20 dollars".

I was shocked. I told her the hotdog is 10 dollars and the milk is 5 dollars. Why do I have to pay 20 dollars?

The cashier auntie shouted back and said "You are a child so you have to pay extra". Finally I did not buy anything from that shop. I went back home and told my mum. We decided not to go to that shop ever again.

Jessie Lau (6B)

1/F, No. 173, Tai Sha Wai
Tai Hang, Tai Po, N.T.
Hong Kong

31st October 2012

Dear Connor,

How are you with your Grade Six life? I'm very happy to go to school again. The first book that we read in our English class is "Cathy Freeman". I learnt a lot from the book!

Cathy Freeman is an aboriginal woman who lives in Australia. She won a lot of medals for Australia. However, in her early life, she was treated like a slave with her family. The white government discriminated against them. When Cathy won the medals, the government started to give back some rights to the aborigines.

Besides Cathy Freeman, we also learnt about "discrimination". I think it is an interesting topic. Do you know what discrimination is? Let me just share it with you. To discriminate is to dislike others because they are different from you. And discrimination is also divided into different kinds, for example, sexism, racism and ageism ... We learnt about three types of it, but racism is the kind I know best among them.

Racism is to dislike others because of their race. And the most common is to discriminate against others because of their skin colour, hair colour and so on. I found that there's an interesting point from racism. Do you know what it is? It is that people mostly discriminate against black people but not white! For example, black people can't sit in the first-class although they bought a ticket. See!

I think we should learn about Cathy Freeman. What do you think? I wish to know what you are learning in Australia. I'm waiting for your reply!

Your friend,

Anisa

Anisa To (6C)

~Around Campus~





