



Primary **English News Letter** **(PEN)**

4TH JANUARY, 2013 ISSUE 4/1213

Happy New Year everyone! And welcome to the first PEN for 2013. I hope you had a restful and lovely break celebrating the holidays with family and friends!

We have the usual articles in PEN for you to peruse so please enjoy reading about project presentations and other exciting learning activities in the English classrooms.

Have a good weekend!

Ms. Jennifer Lopez

Primary English Panel Head

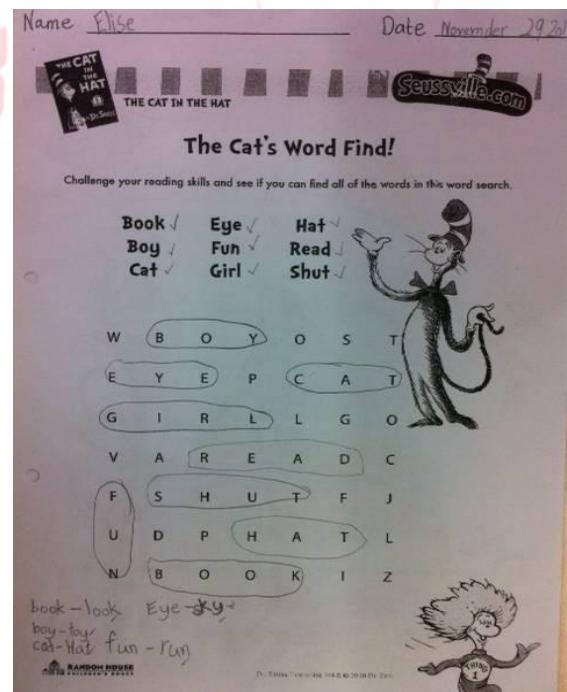
Grade 1

We have come to the end of Module 1 “Our World”. As part of our school’s literature unit, Grade 1 students read a book called “The Cat in the Hat”. This book is a famous children’s book written by Dr. Seuss. The Cat in the story is not a normal feline you see in a daily life. This cat is tall and playful. This cat knows a lot of fun tricks. This cat wears a tall, red and white-striped hat and a red bow tie. Our

students found it fun and interesting to read the book when they learned that The Cat tried to balance itself on a ball while carrying




Here's some of our marvelous work!



Grade 2

Hurray! We have officially started the new module “Hong Kong, My Home”! In this module, we will learn to tell the differences between Hong Kong in the past and present (oops, is it a history module then?), identify different types of buildings and landmarks in Hong Kong (are we all being architects?), identify the differences between the urban and rural areas (learning to farm too?) and a lot more.



So just before we got our new LABs, the kids got a huge challenge! They needed to brainstorm what they already know about Hong Kong, the place that most of us have been living in for some years. This is a tough task but the kids did quite well at the end. Are you ready to see what they have come up with?



tall
buildings
(sky 100,
I.F.C., I.C.C.)

Tall buildings
(ICC, SKY 100, IFC)



Victoria Park

Hong Kong

My Home

people
like to
shop



TVB police
station



many hotels.



lion rock tunnel

Grade 3

Different Countries




The grade 3 children learned about different countries and the wonders of the world in module one. Each of them created a brochure about their favourite country at the end of the module. Let's look at some of their brilliant projects!

Queena's favourite country is Australia. Do you know that the **Aboriginals** arrived in Australia about 50,000 years ago? They love to play an instrument called **didgeridoo**. Some of them still live in the outback today.

There are lots of famous landmarks in Australia! You must go to **the Great Barrier Reef**, **the Sydney Opera House** and **Ayer's rock** if you are visiting Australia!





Sara's favourite country is Thailand. You must go to the **floating market** if you are visiting Thailand. The market opens for only three hours in the morning. There is a lot of yummy food for sale in the market.

If you are a sporty person, then you must try the different **water sports** in Thailand! Surely it is lots of fun!

Talking of the yummy food, the **durian** is a must-eat item in Thailand! I personally love their **mango sticky rice** the most. Yummy yum!





Grade 4


Home Project- Save the Rainforest

Our grade four students worked very hard on their first module- “The Rainforest” during the last few months. They read books and did research about the rainforest at school or at home. Our learners have learned so many things about the characteristics, animals and plants of the rainforests.

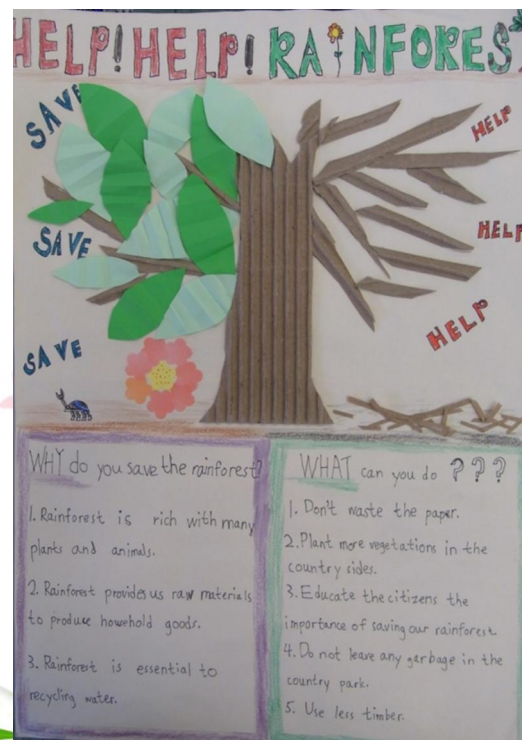
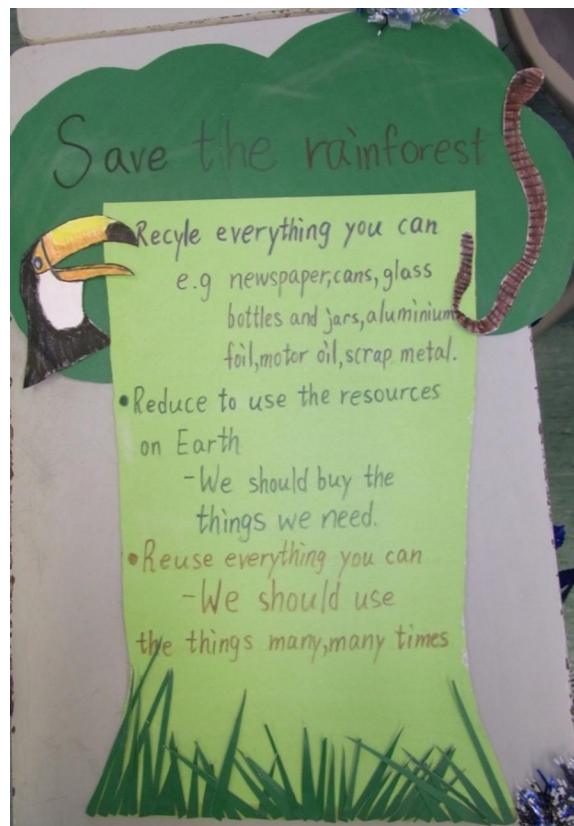
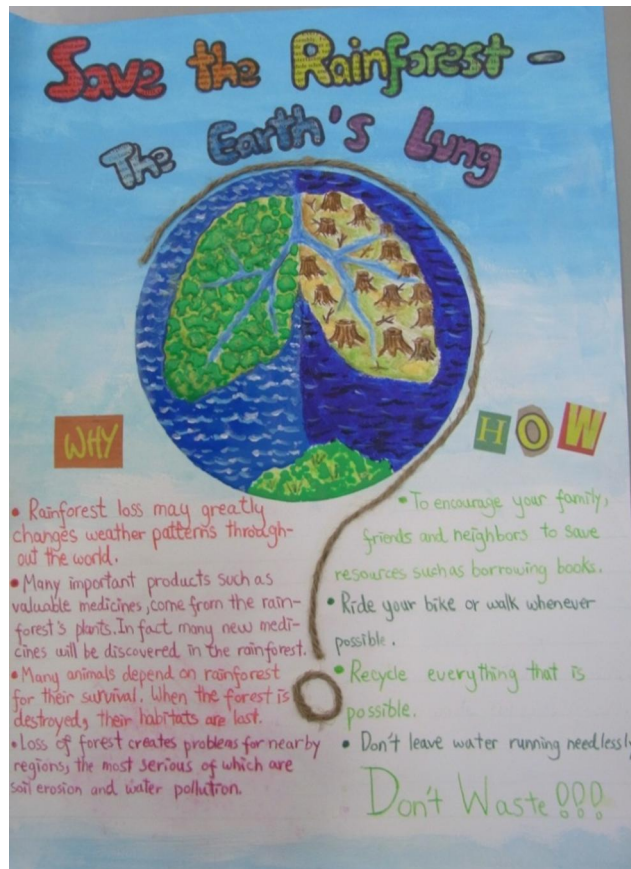
At the end of this Module, students were asked to use some recyclable materials to make their own posters to tell people why they should protect the rainforest and how they can do this. Also, they needed to give a short presentation on their posters in front of the whole class.

It is a great opportunity for our grade four students to apply the knowledge that they have learnt in the module in a meaningful and interesting way. The students put a lot of effort into their work, and they were so proud of their projects. Well done boys and girls!

Let's have a look at their fabulous projects below!








Grade 5

The Grade Five students have been immersed in the spy world in the past two months. If you ask them to recall what they enjoyed doing most in this module, the inter-class disguise competition must be the top pick! ☺ For the module-end project, students worked in groups to design a board game about a spy mission. They applied the knowledge learnt in Module 1 and created the board games. Students put lots of effort into the project and their work was creative and nicely done. They were proud to present their board games to the class. Let's take a look!



As a preview to Module 2 ~ "Inventions", our fifth graders visited the Hong Kong New Generation Cultural Association Science Innovation Centre in early December. They had a workshop on "**SCAMPER**", which was conducted by the centre director, Dr Jimmy K.Y. Wong. "SCAMPER" stands for

substitute, **c**ombine, **a**dapt, **m**agnify/ **m**inify, **p**ut to other uses, **e**liminate and **r**earrange/ **r**everse. It is a brainstorming technique and it helps us explore the possibilities on a simple idea. Our Grade Five students will be applying this technique when they plan their own inventions at the end of the module.



Grade 6

The Grade 6's have finished the module *Different People – Same World*, where they learnt about different types of discrimination and about the inspirational lives of two people: **Cathy Freeman** and **Martin Luther King Jr.**

They have now begun work on their second module – *The Wonders of Science*. This module promises to be full of exciting activities as they do experiments in the classroom and around campus. We will tell you more about the second module in the next PEN!


In the classroom, we use the reading website **Reading a-z**. This website has a variety of books called **multi-level readers**. They cater to readers who have

different reading abilities, so when we work with certain class readers, we print them out according to the reading level of the students. We also print out the follow-up worksheets based on the reading level of the students.

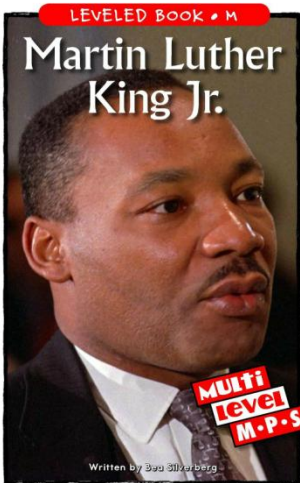
For module 1, students were split into three groups and each group got the same book, but at a level appropriate for them. Then, students with the same reading level read in pairs to each other and worked on the follow-up worksheets. This method of **differentiated learning** has proved effective as teachers found that students were all completing the follow-up activities at around the same time.

This means that they were working at levels suitable for them.

Martin Luther King Jr. and **Coral Reefs** are two of the multi-level books we have incorporated into our classroom learning and teaching.



www.readinga-z.com





The English Performing Arts, English Club 'Massive Media' is a student group that aims to bring fun and excitement to students and on-campus performances.

Massive Media is a new club on campus that allows students from grade 4 and 6 a chance to show off their artistic talents. The club is run by Teacher Shanker Tholasy. This is a FREE media program which runs from November 2012- June 2013. The commitment is 30 minutes/week, 1:00pm – 1:35pm,

Massive Media Club meets on Wednesdays. Students learn about film editing, photo taking and sound mixing. They also create posters and publications for primary English campus events and performances.

School clubs are a great way for like-minded students to learn from one another. Our students are now learning how to decorate a poster that really "POPS"!



Academic experts say students who participate in extra-curricular activities/clubs are more engaged in the school experience, and benefits

can be seen both in and outside the Classroom.

The main purpose of clubs is to have fun and to extend the learning experience.

However students should be careful not to join too many organizations at once, so they're not distracted from other activities such as studying and going to class.

It's a question of balance and not overdoing it.

Posters



WE made these POSTERS!!!!

We have wonderful news from Massive Media.....yeah, yeah...

Songs...Dance and Drama...

Massive Media






Writers' Corner

The Crazy Hamster

By: Rosie Chen (Class 3P)

One sunny day, a hamster was born in a burrow underground near the river in the forest. He immediately wanted to drink his mother's milk because he was hungry. His pink little body quickly found his mother's body. He fell asleep while he was drinking because hamster pups spend a lot of time drinking and sleeping. After he awoke, he wanted to drink his mother's milk again.

Weeks passed and very soon the pup became big and strong and grew into a tough, young hamster. He was crazy!!! Every time when he wanted to eat a nut, he would throw it to someone to peel for him but he didn't tell him or her what he wanted so sometimes nobody could help him. As a young hamster, he always behaved like a cheeky monkey. He was loud and his family was surprised to hear his voice. Every time he spoke, his words could be heard throughout the forest. He was also SUPER big for a hamster. He behaved like he was the *King of the Jungle*.



One day the hamster was sleeping when suddenly a roaring voice woke him up. It was the real King of the Jungle, the LION!!! He had heard that the hamster thought he was the king, so the lion wanted to challenge him. The lion said to him, "Do you want to fight me for the crown?" The hamster replied, "OK".

The lion took the hamster to an open area in the forest and said to him, "We will fight here."

The lion told the hamster that if he won, he would be the new *King of the Jungle* and wear the crown.

As we all know, the lion was the stronger of the two so the hamster would need a special plan if he were to win! When the fight began, the two opponents faced each other. The lion was feeling confident. Opposite to him, his opponent was worried.

Ten minutes later, the hamster returned to his family and friends. HE WAS WEARING THE CROWN!!! Everyone was surprised when they saw the hamster. They were sure the lion would teach the hamster a good lesson and show him who the true *King of the Jungle* was. From that day, everyone was afraid of the hamster because they didn't know what special power he used to defeat the lion. Whenever the hamster asked the other animals to do anything for him, they did it as quickly as they could to please him.

One day, a huge, bad dragon arrived in the jungle. He wanted to challenge the KING. They went to the same place where the lion and the hamster had fought. That place became known as 'The Fighting Place'. All the kings from before had been lions except for the hamster. The dragon thought that he had a good chance of winning against a tiny hamster. The hamster was the tenth king in the history of that forest. He was known as 'King Hamster the 10th'. When the fight was about to start, the dragon called out to the hamster, 'King Hamster the 10th' and the hamster stepped forward.

Within a short time, the hamster returned to the forest still wearing the crown!!! It was his second win because he had used his secret weapon AGAIN. There was something he could do that his opponents could not. IT WAS HIS SURPRISE MOVE THAT HELPED HIM WIN EVERYTIME. To this day he has not told anyone except the author of this story, and I am not going to tell you now either!!!



Toucans

By Halden Ho 4M

Introduction

When you think of a toucan, what comes to your mind? Big bills? Colourful feathers? You are all right! Toucans have all these spectacular body parts.

Appearance

A toucan has a big bill, big claws (two in the front and two at the back), and big beautiful feathers. A toucan is about 20 inches long, and weighs about 400 grams.

Habitat

Toucans mostly live in the north part of the Amazon in South America. They can be found in the tree holes that woodpeckers make. If they don't fit the holes, they curl themselves into feathery balls to make themselves smaller.

Diet

Toucans are mostly frugivorous (fruit eating), but some may be omnivorous (veggie and meat eating). Their food includes insects, birds, berries, lizards and rodents.

Behaviour

Toucans mostly live with a mate, but they might live alone as well. They are VERY NOISY, and can live up to 20 years.

Facts

There are also other interesting things about toucans. For example, the scientists still haven't found out why the bills of toucans are so big. Also, there are 37 species and 40 kinds of toucans in the world. Moreover, the enemies of toucans are humans, big cats, and the worst are the jaguars.

Conclusion: The toucan is a wonderful and amazing creature. It is in the Red Alert level in the IUCN Red List. It is endangered, and its number is decreasing at a rapid rate. Therefore, please try to protect the toucan, so that they will not become extinct.



The Amazon Rainforest

Introduction

In this wonderful and big world, there are many big rainforests; one of them is the Amazon Rainforest. The Amazon Rainforest is a forest where it rains a lot.

Location

Most of the land of the Amazon Rainforest is located in Brazil. However, Peru, Columbia, Venezuela, Bolivia, Guyana, Suriname and French Guiana also have some Amazon Rainforest land. It is a part of South America. The main river is the Amazon River.

Climate

It rains a lot in the Amazon Rainforest. There is 1750 – 2000 mm of rain per year. Their temperature is as high as 45 °C. The humidity is about 95% to 100%, so the animals and insects can live well there.

Human Activity and deforestation

Many people go to South America to destroy the Amazon Rainforest. They cut down trees and burn the forest, so the animals become endangered and some of them are extinct.

Conclusion

We need to recycle and stop destroying the rainforest. We must tell everyone to protect the rainforest.

Jacky Chan (3)

4P

Around Campus









A decorative graphic in the top-left corner featuring a red vine with several leaves and small white flowers, set against a light pink background with faint floral patterns.

HAPPY

NEW YEAR

A decorative graphic in the bottom-right corner featuring a green vine with leaves and small pink flowers, set against a yellow background with faint floral patterns.

2013