

Primary English Newsletter (PEN)

At a Glance

Why We Yawn

Next time you're with a group of your friends, try this out. Take a big yawn, don't forget to cover your mouth, and wait to see how many other people yawn. There's a good chance your yawn will be contagious. In fact, before you even finish reading this story it is likely that you'll yawn at least once.

As for why people yawn... good question. Nobody really knows why we yawn. For a while scientists believed that you yawned when there was too much carbon dioxide and not enough oxygen in your blood. Part of your brain realized this and triggered you to yawn. As your mouth stretches you inhale deeply, sending a shot of oxygen to the lungs and into the bloodstream. That theory went out the window because nobody can prove it.

The reason yawns are contagious? Power of suggestion perhaps. If you're out late with your friends after school, you're probably tired. You're probably on the verge of a yawn, too, and seeing one person do it is enough to drive everyone to yawns.

A Few Cool Yawning Facts

- The average yawn lasts about six seconds.
- 55 percent of people will yawn within five minutes of seeing someone else yawn.
- Reading about yawning will make you yawn
- Olympic athletes often yawn before competition.

(taken from kidzworld.com)

The second issue of PEN for this academic year brings with it the smells of Christmas in the air! Teachers and students alike have been busy with work; but now that the first term break is over, everyone has Christmas to look forward to!

This issue of PEN sees the passing of our two major sports events – Sports Day and the Swimming Gala. Luckily, we were fortunate to have good weather on both the days!

In this issue of PEN, the G2's have learnt a lot about festivals around the world; and they have even picked personal favourites! Take a look at their attractive posters in the Grade 2 article. The Grade 5 students had a hilarious time disguising themselves as part of their Spy learning unit. Take a look at their photos and see if you recognise any of your friends. The Grade 6's have been kind enough to share their outstanding writing with us in the Students' Writing Corner.

Our featured teacher for this PEN issue is none other than the musical Teacher King. Enjoy reading about his musical thoughts on Beethoven; and his travelling thoughts on Italy.

Have a sunny weekend!


Ms. Jennifer Lopez

Primary English Panel

GRADE 1

The Grade Ones were quiet and shy when they first came to this new school. However, after getting along with their classmates for a month, and getting more used to the school's routine, they are more active and confident now! They can take part in the interactive activities in the lessons.

In one of the activities, the students interviewed their friends and asked them about the things that they like:






The children were reminded to speak politely and help one another with spelling. After the interview, they needed to record their friends' answers in the LAB:



The little ones are working really hard!

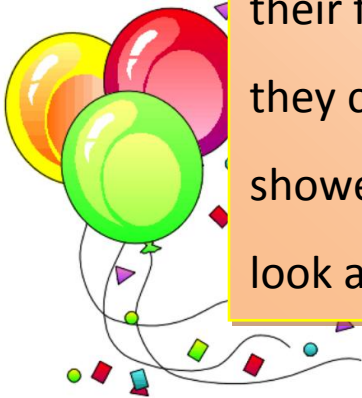
Let's take a look at their work in the LAB! 😊

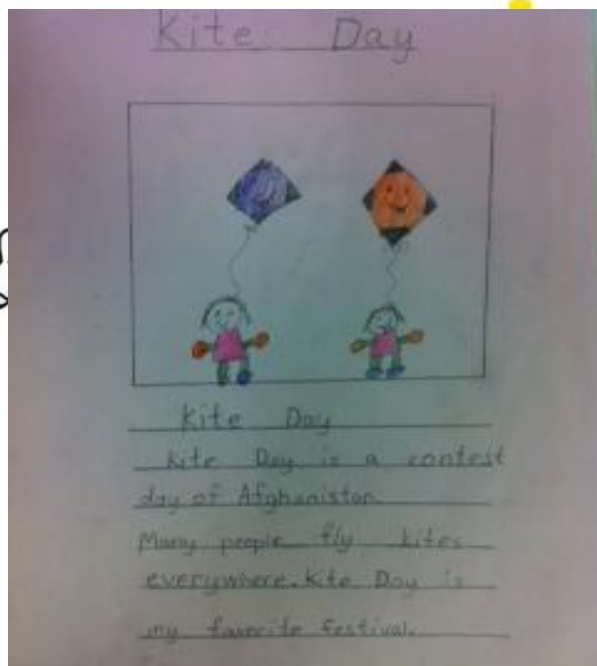




Grade 2



People from around the world celebrate special holidays. Some festivals honour events in a country's history; others are for people to give thanks or show respect. All the celebrations give people a chance to have a great time together! In the past week, the Grade 2 students read a book called "Celebrate" in which they learned about twenty-six interesting festivals from around the world. After that, students got to write poems about their favorite festival that is completely new to them and they created Festival Posters to share with friends and showed why such a festival interests them! Let's have a look at some of their wonderful work!





GRADE 3

Different countries have different traditional shoes. The shoes are closely related to the culture and weather of that country. The Grade three students are learning about different shoes around the world in the module "Different Countries". As a pre-reading activity, the children listened to the description of some shoes and tried to match the photos with the names.

Which is which?

Read the description below and find out the name of each kind of shoes!

(Answers are at the end of this write-up ☺)



1



2



3



4



5



6

Babouches are soft and comfortable like slippers but you can wear them outdoors. They are made of camel hair and easy to slip on and off.

Cowboy Boots are pointed at the toes so that cowboys and cowgirls can easily slip their feet into saddle stirrups.

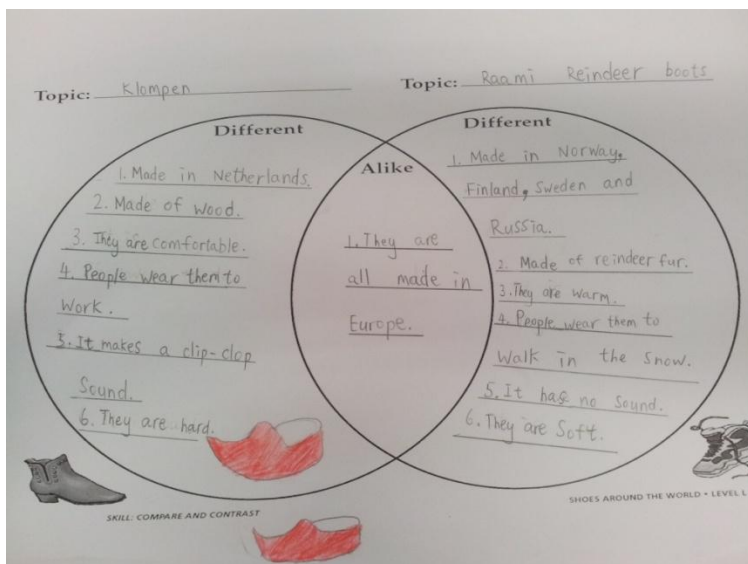
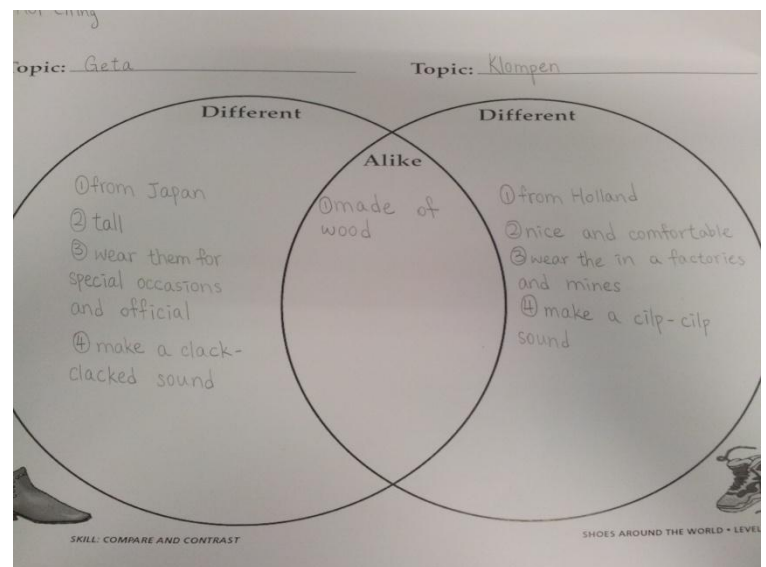
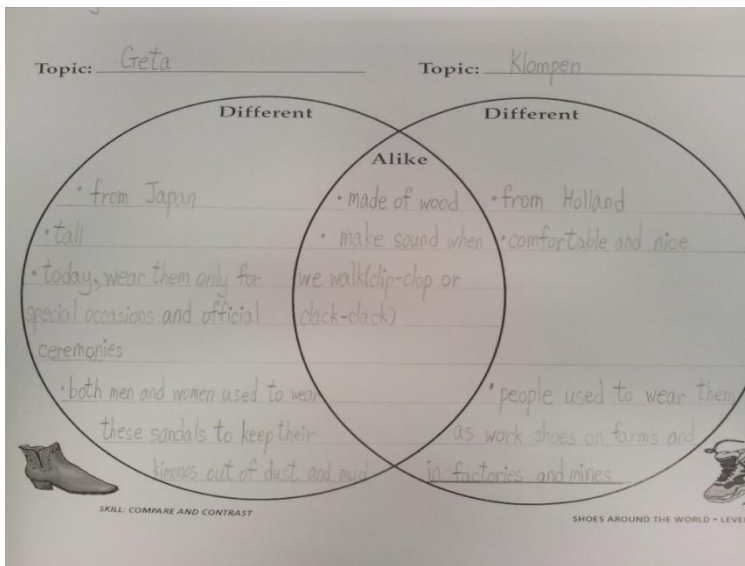
Klomp is from Holland. They are made of wood and make a clip-clop sound when you walk.

African sandals have thick soles to protect people's feet from the hot ground. Also, sandals let air move around your feet to keep you cool.

Geta sandals are from Japan. The high wooden platforms kept people's kimonos out of dust and mud.

Saami Reindeer Boots are very warm. The toes turn up to help people walk through the snow.

After that, the students read the reader "Shoes around the World" in detail. As a follow up activity, the children chose two kinds of shoes from the book and compared their similarities and differences using the Venn diagram. Let's take a look at their work below:




Answers:

- | | |
|-----------------|-------------------------|
| 1. Klompen | 4. Saami Reindeer Boots |
| 2. Babouches | 5. Cowboy Boots |
| 3. Geta Sandals | 6. African Sandals |



The Tropical Rainforest


Our Grade 4 students continue their journeys in the tropical rainforest. We are learning more and more about the rainforest and the animals and plants that live inside it. We researched the rainforest animals and plants and wrote information reports about them. The library is currently displaying books about tropical rainforests and each Grade 4 class took turns to visit the book exhibition. The students read books and wrote down information they learned about the rainforest animals and plants in their LAB. They narrowed down a bigger topic to a more specific one before taking down the information they needed. For example, they started with “rainforest”, then narrowed it down to “animals” and then to one specific animal – sloth. They wrote information reports about the rainforest animals using their notes from their LABs. Let’s take a look at us when we were at the library and our animal ID cards in the LABs!

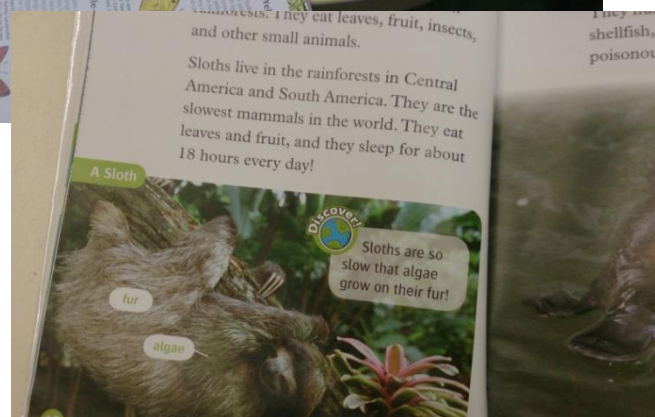


Date: 11/02/2023

Animal Identity Card 2

Write the titles and fill in the information in the boxes below.

Animal's name	Picture	Where does it live in the rainforest? e.g. Which layer?	Food	Description	Special needs and unusual facts
anteater		Forest floor South and central America	Ants and termites	Size of a cat General yellowish colour	Anteaters do not have teeth. They have a reproductive system. Anteaters bear young at



Animal Identity Card 2

Date: 11th Oct, 2013

Read the titles and fill in the information in the boxes below.

Animal's name	Picture	Where does it live in the rainforest? e.g. Which layer?	Food	Description	Special needs and unusual
Harpy Eagle					
		♥ Emergent	♥ Sloths ♥ monkeys ♥ Opossums ♥ some reptiles ♥ birds ♥ snakes	♥ Black fur ♥ sharp claws ♥ long beak ♥ sharp eye ♥ black, white, and red	♥ at least 27 pounds ♥ 2 day hunt week



After exploring more about rainforests in class and reading books from the library book exhibition, our students are more aware of the problems some animals and plants are facing in the rainforests. Some of them are becoming endangered because of the destruction of rainforests caused by humans. Animals and plants are losing their homes and food sources. We hope that we can find more ways to help them and make a better living environment for them.




Grade 5

The Grade 5 had so much fun taking part in the disguise competition. Students learned how to become a master of disguises. They used things like wigs, glasses and shoes to change their appearance, as well as oversized clothes and big coats to hide their body shape. In addition, they also used make-up to make themselves completely unrecognizable! They had an enjoyable time drawing wrinkles and rashes on their friends' faces and body using eyeliner pencils and lipstick!

Apart from learning how to put on a disguise, students also learned how to tail their "targets" without being noticed. Students have all realized that looking inconspicuous and blending in are the keys when tailing. Furthermore, they also tried different ways of sending secret messages such as using the Cipher Wheel and Morse Code.

All Grade 5 students are having great fun in this module!
Please enjoy our photos which were taken during the
disguise competition!





Grade 6




Have you ever seen such drinking fountains in Hong Kong? We bet most of you would say **NO**.

But those fountains were popular in some parts of America in the 1900s. There were laws which kept blacks apart from whites. Blacks had to use different drinking fountains and bathrooms. Black and white children had to go to different schools. Even on buses, blacks had to sit in the back and give up their seats for the whites.

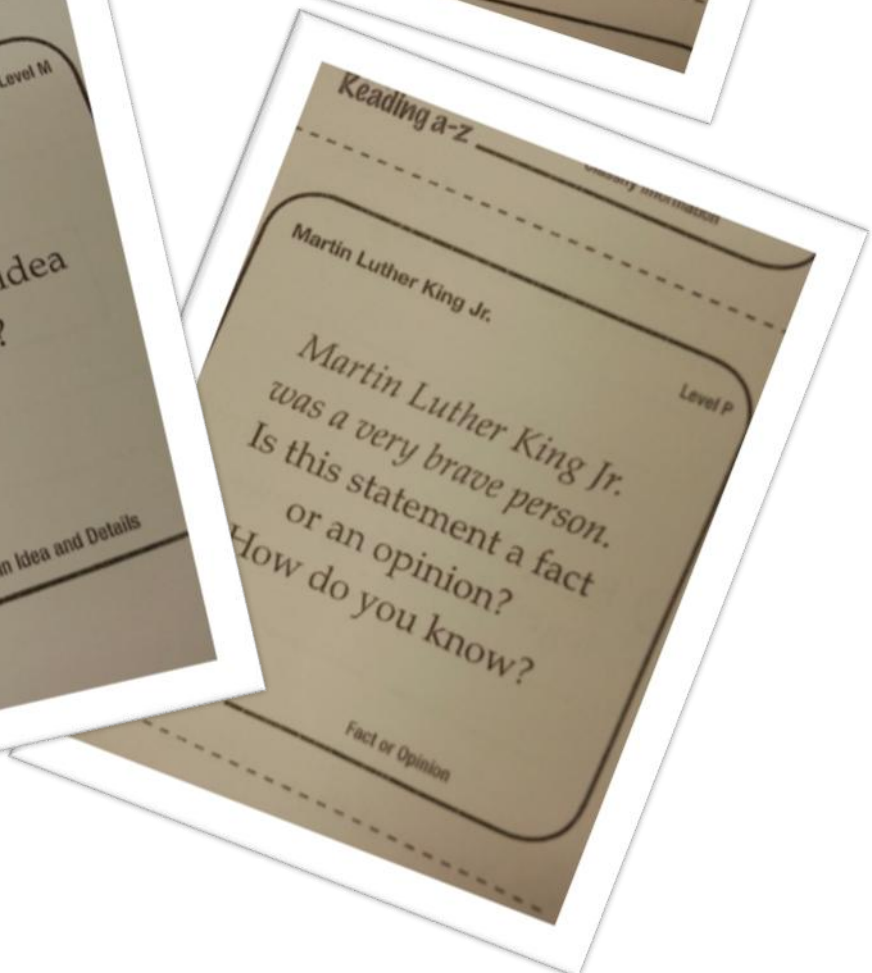
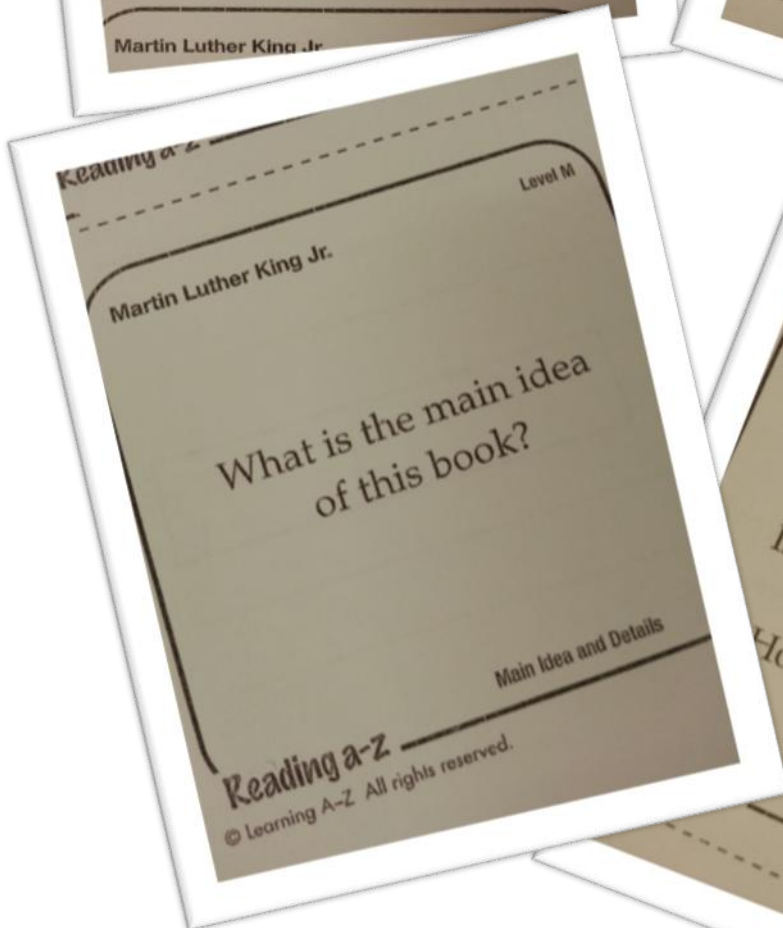
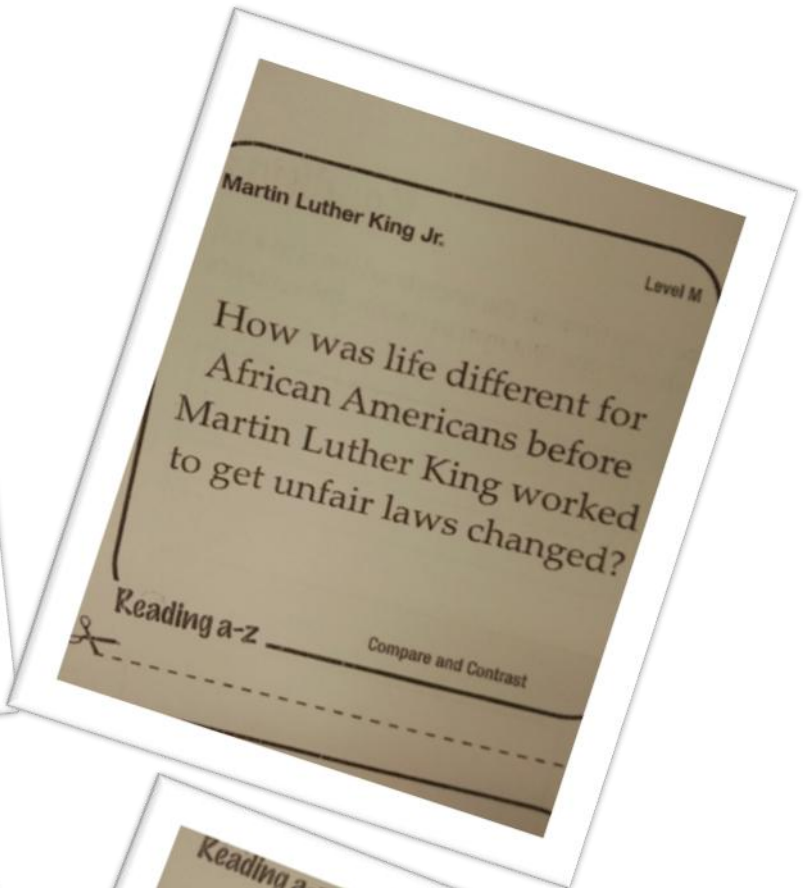
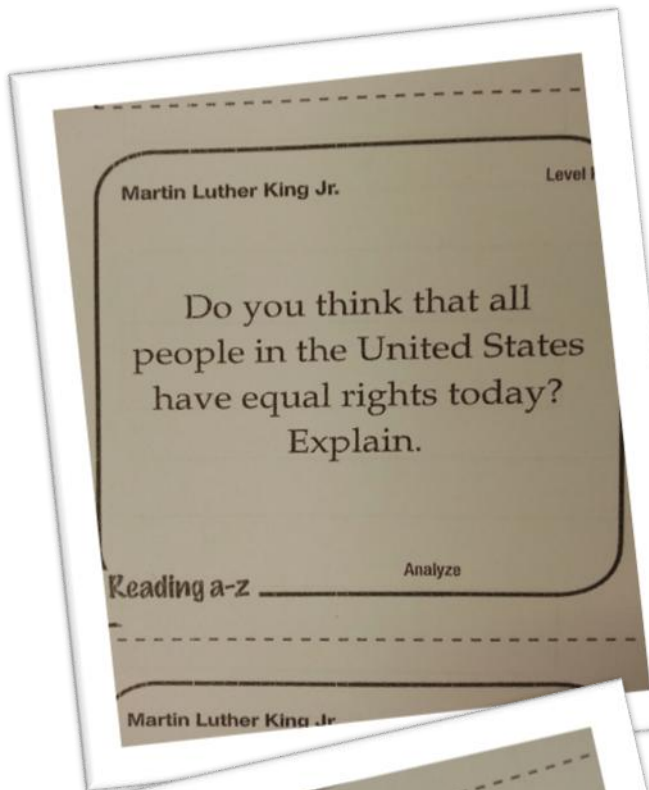
Then you may ask, what would happen if blacks refused to do so? They might be put in jail for breaking the law!

Fortunately, there was an amazing leader who fought for equality for the people. And he is Martin Luther King Jr.

Students have been reading his biography. The books are in different levels and students are assigned to form different ability groups. They have discussions and writing tasks to work on in class. We truly hope that people from different races work together to form a better world!



Questions for Discussion



Storytelling time

Whoopie! We had a fabulous storytelling time with the Grade Ones. We prepared **Mr. Men and Little Miss** stories for them. It was fun and exciting!


LITTLE MISS STUBBORN




MR. PERFECT



MR. HAPPY



LITTLE MISS FUN



English Performing Arts

Grade 1



As we mentioned in the previous PEN last month, Grade 1 EPA is an integrated subject with English. Students can learn both performing skills and English at the same time. When our EPA teachers design the curriculum, we create the lessons based on the topics of the English modules.

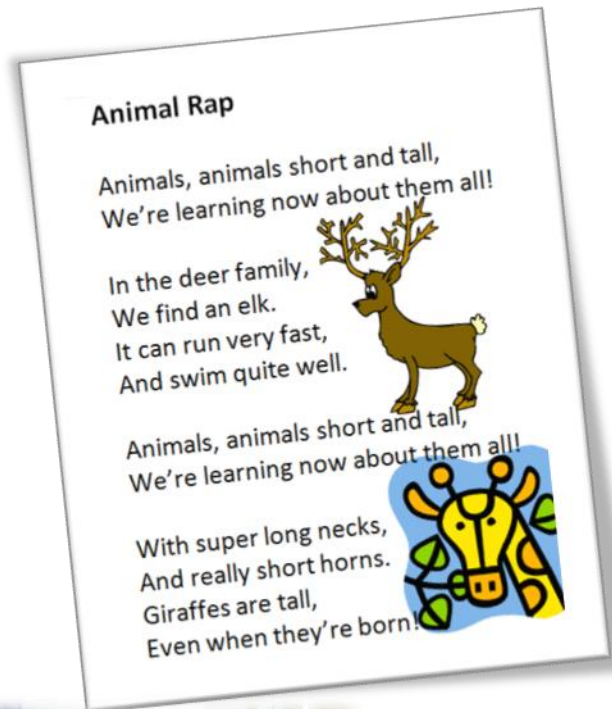
For instance, we change the books we use in English lessons into scripts for students to develop their drama skills. We wrote a script according to the story book 'Draw me a star'. Through the script, students' drama knowledge, acting skills and the understanding of the story could all be enhanced and consolidated.




Apart from Drama, Voice, Music and Movement are also our focuses in performing.

IN MODULE 2 - ANIMALS, WE CREATED A RAP CALLED 'ANIMAL RAP'.

THE CONTENT IS ABOUT THE CHARACTERISTICS OF DIFFERENT ANIMALS. STUDENTS LEARN MORE ABOUT DIFFERENT ANIMALS AS WELL AS HOW TO SPEAK TO A BEAT LOUDLY. ALL OF THEM ENJOY RAPPING SO MUCH!





When Is Nighttime?



Nighttime is when the sun goes down

Nighttime is when the moon wakes up

When the stars shine, it is nighttime!

When they are learning daytime and nighttime in English lessons, they can also extend their learning in EPA lessons by a song called 'When is Nighttime?' which is originally written by our EPA teachers. We sing and dance to it altogether.

Some students would like to perform what they have learnt in EPA class to their other teachers and families. Laughter always fills the air in EPA lessons. 😊



TEACHER FEATURE

TEACHER KING

Dear all,

I'm teacher King. I would like to share some of my thoughts about Beethoven's music and my travel experience in Europe as a music teacher and SD teacher respectively.



Beethoven's contributions to Symphony



Beethoven is one of the most important composers in western music history as he pioneered in exploring instrumental genres, new composing techniques and even the new style – romanticism. Many of the instrumental genres and musical form in classical period were established and flourished by Haydn and Mozart to the extent that room for improvement in the existing genres and forms would be very limited. Innovative ideas and breakthroughs in compositions are indispensable for further development of the existing genres. Beethoven's contribution in the symphony genre is

revolutionary as his symphonies range from early ones based on the Classical Symphonic structure to middle and late symphonies establishing new form, tonal plan, instrumentations and composition technique.

Beethoven is a transitional figure between the Classical and Romantic Period who directs musicians and audience of his time to explore the possibilities of continued development of compositional skills and depth of symphony genre. His contribution and influence in symphonic writing can be found not only in his time, but throughout symphonies written in succeeding centuries.

You can explore the Symphonies of Beethoven by studying scores and listening to recordings.

EUROPEAN CULTURE



I was in Italy and Germany for vacation last summer break. Italy is one of the origins of western civilization. When I arrived in Rome and was heading to the city from the airport, my first impression is Italy is messy, has a lack of maintenance and is lagging in urban development compared to big cities like Hong Kong. After a of couple days of walking around in the city of Rome and visiting the sightseeing spots (the Trevi fountain,

Pantheon and the Coliseum). I was amazed by the cultural heritage which reveals the aesthetics and technology of the Holy Roman

Empire. Italians have inherited the aesthetics, technology and mentality of their ancestors and the culture still flourishes today.



STUDENTS' WRITING CORNER

(G6)

Biography – Rosa Parks

Introduction

Rosa Louise McCauley Parks is a famous African American civil right activist. She is also called the “Mother of the Modern-Day American civil rights movement”. In her life, she devoted her time in fighting for human rights for the African Americans.



Childhood and Early Life

Rosa Parks had an uneasy childhood. She was born on 4th February in 1913 and her parents were a teacher and a carpenter. When she was young, she suffered from chronic tonsillitis. Her parents got separated and she moved to a farm with her mother, grandparents and younger brother.

Background

The laws were unfair to African Americans in the past in America. African Americans children were not allowed to have school bus service and the government did not provide money to the



schools for African American children. In the 20th century, a new law was passed, stating that African Americans could not vote. Another law was established later, saying that there would be racial segregation in public facilities. In buses and trains, there were different sections for different races.

Life Journey



One famous act Rosa Parks did was on 1st December, 1955 in Alabama. She got on a bus and sat at the front so the bus driver told her to move to the back. However, she refused and was arrested. She was tired of being treated differently because of her skin colour so she started the Montgomery bus boycott. A new law was passed later and African Americans could sit anywhere on the bus.

Later life and Contributions

Rosa Parks lived a meaningful life and stayed at her home in Detroit until she died of natural causes. She passed away in her apartment on 24th October, 2005 at the age of 91. The government laid the United States flag on her casket. The people on the street clapped, cheered loudly and also released white balloons during the ceremony. Parks was a great person who helped African Americans to get their rights.

by 6 Cotton students (class biography)

MY PHOTO ARTICLE

AND MY BEST FRIEND

Kurtis Lee
6M
(19)

Salute!

Me...

- ▣ I am a boy who likes to explore. Generally, I don't like school as it is a bit boring sometimes. I like travelling as I can experience.
- ▣ I like very strict teachers, they make me feel accompanied, not bored. I like self-studying, and this is what I am doing on subjects like science.



Me hugging a horse!

**I PREFER ORDERED
AND
INFORMATIVE
CLASS!!!**

My best friend...


- ▣ My best friend is actually...BOOKS!!! My favorite book series are Darren Shan, Percy Jackson, and Alex Rider. I spent a lot of time on readings. Inside the stories, I can explore unimaginable fantasies. I feel I am also a part of the adventures as well.



Books!

By Kurtis LEE

(6M, a VSS from 5B)



I have a pair of younger twin brothers named Desmond and Damian. People always say that they look so alike; it is difficult to tell who that is. However, I think they have big differences.

Although, Desmond is the elder brother, he is shorter. That's why he is always mistaken as the younger brother. I think sometimes he feels embarrassed. If you look closer, you will find Desmond has rounder eyes and small freckles on his left cheek. Actually, when they talk, you may easily recognize them because Damian has a deeper voice.

They have different characteristics too. Desmond tends to be more careful in his works. He likes making things perfect, therefore his writing is neat and tidy. On the other hand, Damian is more childish and he loses his tempers easily. I found very interesting differences between them. Their writing books are totally different because Damian's writing is very big while Desmond's writing is so small.

The Hong Kong Leader

—— C.Y. Leung

Poem by Prudence Lin

They call him C.Y. Leung.

The man who is the leader of
Hong Kong.

Who bring his wife.

And who always tells lies
to Hong Kong,

to Hong Kong people,

to Hong Kong old men & ladies,

to Hong Kong children...

He promise us he will help us

but he didn't ---

Prudence Lin 6B (17)

PHOTOS AROUND CAMPUS



