

Primary English Newsletter (PEN)

At a Glance

Teaching Projects

Some of you might already know that a small group of Grade 6 students are currently teaching their classmates.

Four groups have chosen a topic from a list and the topics include **World War 2**, **Believe It or Not**, **CSI** and **Death and Disease**; and each topic is taught for three days.

Besides teaching their classmates, these students also plan the worksheets, work on an assessment and prepare all the powerpoints they need for their lessons. In addition, the lessons are supplemented by activities like debate, improvised drama and spelling games.

The last group, **Death and Disease**, will teach their topic just after the Easter break.

The students are assessed based on their ability to work with their group mates; their delivery and content of the lessons; and how organised they are with regard to teaching materials and time management

PEN this month is brimming with the usual activity of English learning through experiential activities and collaborative work in the classrooms. Add to this visits to the library and the computer rooms, and we have lessons filled with meaningful hubbub.

Have you ever thought of doing creative arts and crafts using plant products? The Grade 3 students can tell you all about this *and* they can show you examples of their creative work! Have you ever wondered how the ancient Egyptians stopped robbers from plundering the graves of the pharaohs? Or what actually a pyramid is? Ask our Grade 6 students and they will be happy to enlighten you.

In upper grade level writing lessons, students are learning about good writing traits like how to write a 'hook' in the introduction; and how to describe characters by *showing* what they are like; and not simply telling. We can all look forward to reading and writing immensely more exciting and engaging stories!

For the Writers' Corner this month, we have the Grade 1 students celebrating their wonderful work.

We hope you enjoy reading PEN!

Have a good weekend and keep dry!

Ms. Jennifer Lopez

Primary English Panel Head

Grade 1

The Grade Ones learnt about the habitats and characteristics of different animals in Module Two "Animals". As an extension of what they had learnt, we invited the "Non-Profit making Veterinary Service Society" (NPV) to give our students a talk at school. NPV is a charitable organisation set up by a group of animal lovers. It aims at providing affordable vet service to the public.

The talk aroused our concern over animals' welfare. It reminded us not to buy any pets from pet shops, but to adopt pets from shelter homes. Also, it stressed the importance of being a responsible pet owner. We should keep in mind that we have the whole world to look after us, but our pets only have us. We should spend time with our pets to show our love and care for them.

When the speaker and volunteers of NPV came they brought their dogs with them. At the end of the talk, our students got a chance to interact with the cute dogs. The children were very excited to say hi to the animals.

You are so tiny!



Cheers!


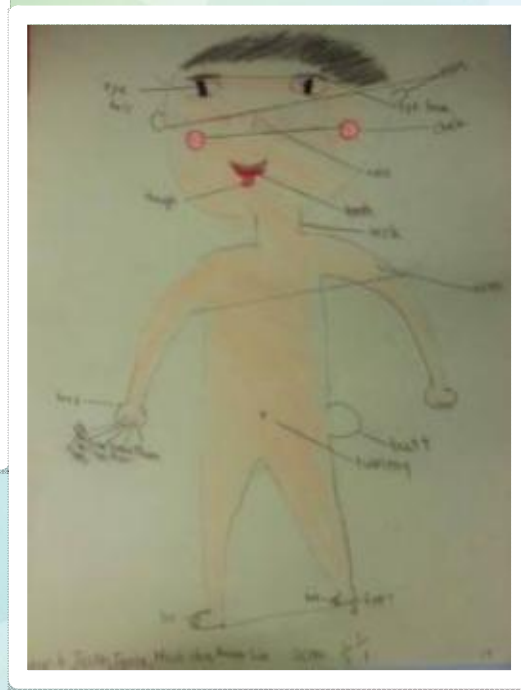


What is its name?

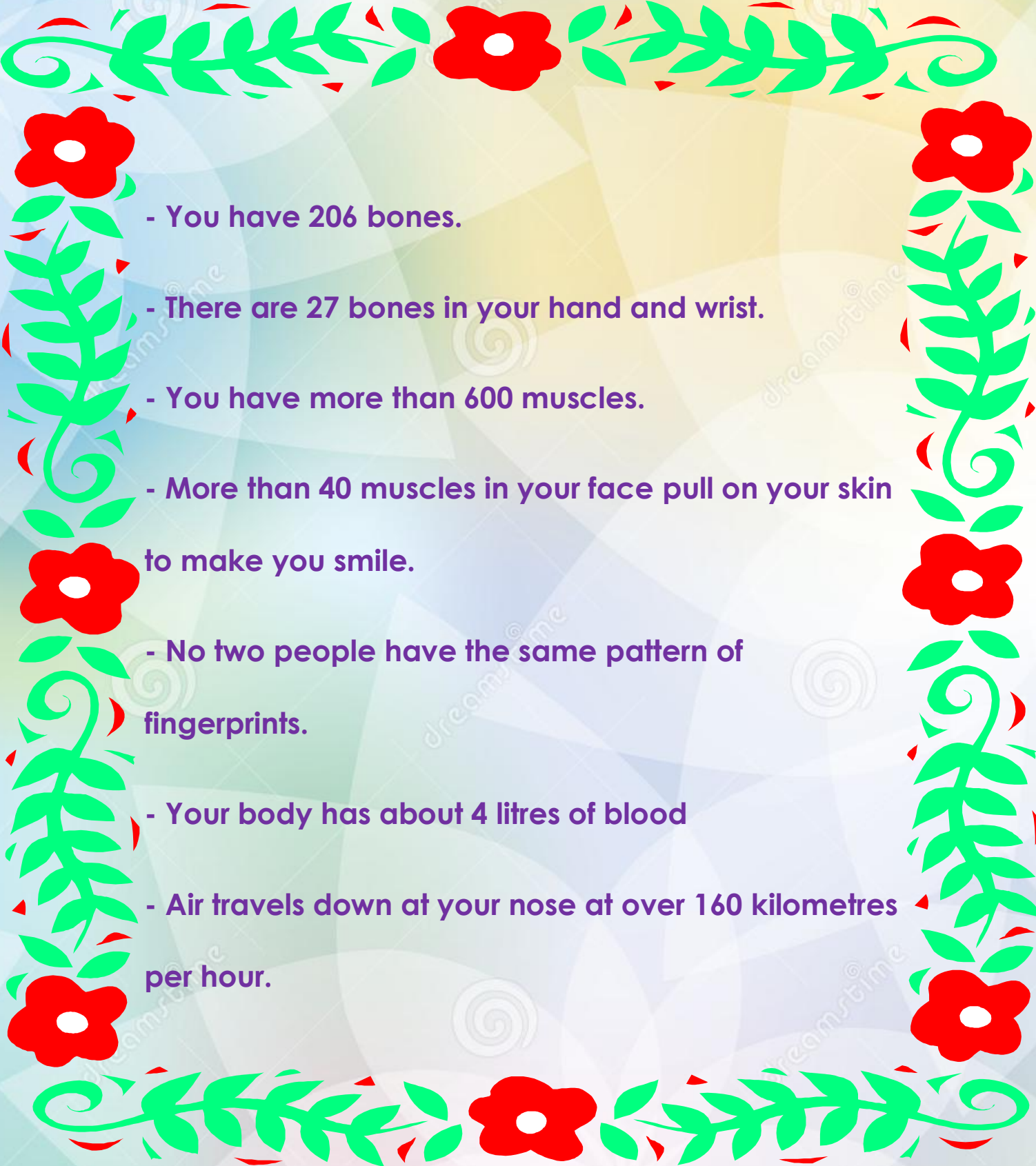
Grade 2

Yippee! We have officially started the new module “Me, Myself and I”. In this module, students will learn to identify different body parts and organs. They also understand the functions of some organs. In the later part of this module, we will design a healthy meal plan based on the food pyramid. We understand why it is important to have a balanced diet and why exercise is important to health too. This is a fun module!

Let's have a look at what the kids did recently as an introduction of the module. We had a revision on the body parts they know and have learnt in kindergarten. They had a competition to name and label as many parts of the body as they could. See? Some could even name more than 15!




Fun Facts about Your Amazing Body

- 
- You have 206 bones.
 - There are 27 bones in your hand and wrist.
 - You have more than 600 muscles.
 - More than 40 muscles in your face pull on your skin to make you smile.
 - No two people have the same pattern of fingerprints.
 - Your body has about 4 litres of blood
 - Air travels down at your nose at over 160 kilometres per hour.



Grade 3



Our Grade Three students have gone through the fantastic module 'The World of Plants'. The engaging and fruitful activities have created an inspirational effect on their learning so that they now have a greater respect for the 'green world'



In late February, our students went to Tai Po Waterfront Park for their excursion. They were so excited at being so close to nature. They took photos with the plants and studied the features of different leaves. The shapes, sizes and colours of leaves from different trees amazed them. Our students were kind to the plants and they only collected leaves on the ground. Besides their fabulous leaf hunt, they also enjoyed using different facilities at the park.



The concluding task of the module was creative project work. Many students chose to produce something made from plants. They listed the steps to show how they completed their work through procedure writing. Some chose to make a poster to show the different plant products.

Let's have a look at their smart



work!!!



Grade 4



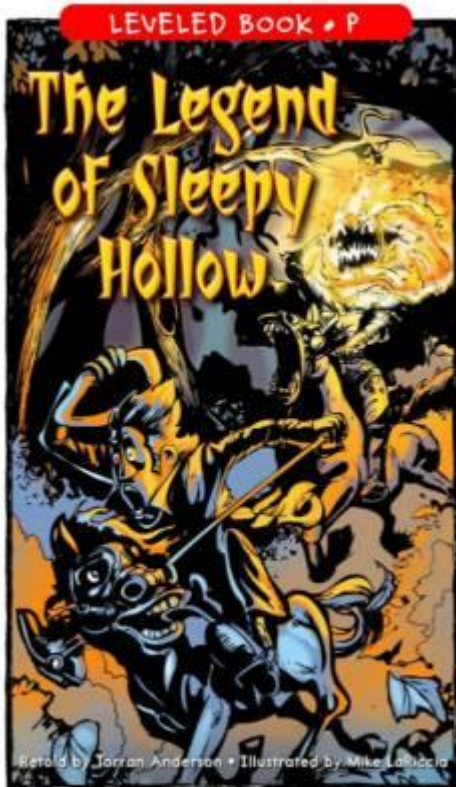
It's an exciting time to be in Grade 4, because we have started the final module: **Mysteries and Monsters!**

To build up some background knowledge, students got to read a book about various kinds of semi-mythical creatures. From dragons and dodos to giant squid and the Loch Ness Monster, students have had a chance to read about amazing creatures from both stories and the real world. This helps them think of new encounters for characters in their writing!

To fit our module's fantastic theme, we've been focusing on the Narrative text type. The children have to work hard to juggle the different English tenses required (usually present simple for dialogue, but

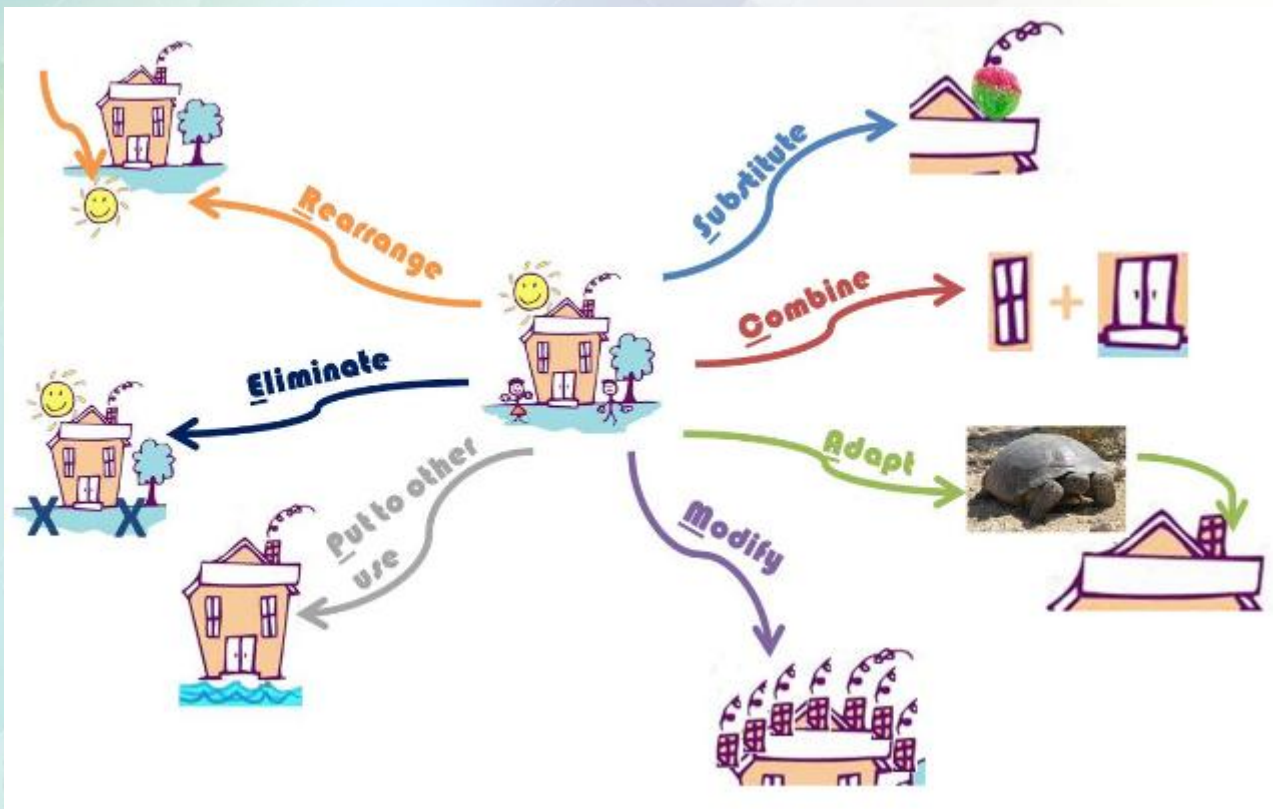
not always, and simple past for the narration part, unless it's continuous ... aaaaaah! Nothing is scarier than grammar!), but they really enjoy being able to have an outlet for their creativity.

In order to make sure students have lots of examples to draw on when they do their fiction writing, we have many scary stories for them to read! For centuries, people have enjoyed reading ghost stories; the oldest ghost story was written by a man called Pliny the Younger from ancient Rome almost two thousand years ago! It's also great from the teacher's point of view because we finally have almost all students volunteering to read aloud and being disappointed when someone else is picked! It also gives us a chance to look at the structure of a story such as characters, setting, main problem, events and solution. There are more stories to tell but you'll have to wait until next month's edition!



Grade 5

In Module 3 “Inventions”, Grade 5 students learned to become inventors; and used their creative thinking skills to design and create their own invention as their home project. They used the inventing techniques “SCAMPER” (Substitute, Combine, Adapt, Magnify/ Minify, Put to other uses, Eliminate, Rearrange/ Reverse) to come up with an original idea and made a prototype for their inventions. Also, they wrote an explanation to introduce their inventions and explain how they work.






Ayoka



Wildfire!
Afraid no
more!



Dominic



Read your heart
out with my
ultimate reading
cap! Lights **ON**,
everybody!

"Heehee...
...oops!"

Matthew



Where are my
rubber gloves and
the stainless steel
container!??



Jasmine



Yumm....
fancy a hot
lunch at
school?





Grade 6

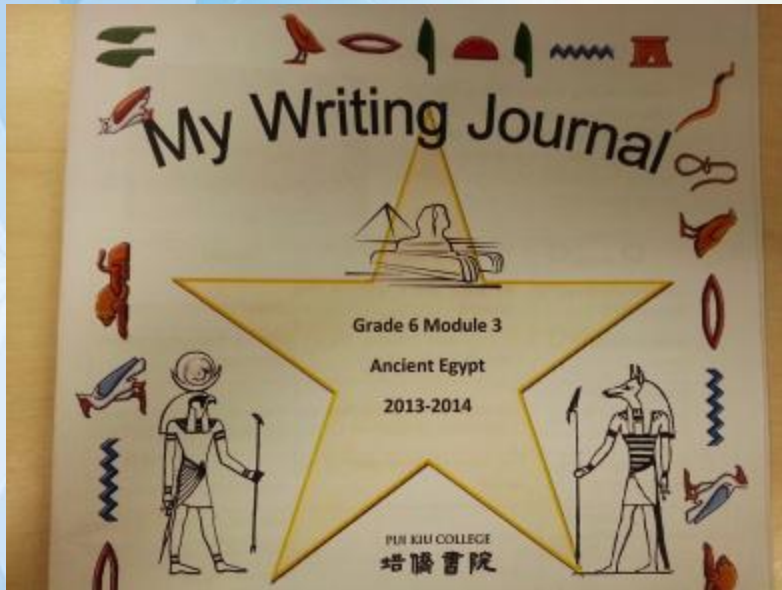
Welcome to our new module '**Ancient Egypt**'!

In this module, students will imagine what life was basically like in Ancient Egypt. They will also better understand ancient Egypt and its historical contributions.

So we brainstormed what we know about both ancient and modern Egypt and made a comparison as an introduction to the module. We focused on four aspects: government, language, daily life and religion.



See! The kids actually know a lot about Egypt! We are going to find out more about ancient Egypt from the book "Life in Ancient Egypt" soon. Stay tuned!



For our Writing Journal, we are going to write narratives. We mainly focus on realistic fiction. So no talking animals and magic wands!

Beginning	Characters	Setting
	Problem	
Middle	Event #1:	Detail:
	Event #2:	Detail:
	Event #3:	Detail:
Ending	Solution	

10

This is the graphic organiser that we use.

Think of an interesting problem for the main character to overcome. The bigger the problem is the more interesting your story will be.

Don't let the main character solve the problem right away. So before you write, decide how the problem is going to be solved. The main character should solve the problem.



ENGLISH PERFORMING ARTS GRADE SIX

Grade 6 EPA integrates ideas and themes learnt from their English curriculum into a wide range of performance opportunities.



MODULE 1

develops students' empathy for others and understanding of equality and discrimination through verse speaking, prose reading, solo acting, group acting and role-play. Students are able to develop more expressive acting and public speaking skills through a variety of scripts and written works.



MODULE 2

explores the ethics and morality of science and innovation through persuasive speaking and formal debates. Students develop their higher-level and critical thinking skills as well as conduct both independent study and collaborative research.





Over the three Modules, Grade 6 EPA aims to empower students' creative, communicative and linguistic abilities for their promotion to Grade 7.

MODULE 3

offers a chance for students to hone their six years of EPA skills, ranging from Voice and Drama to Music and Movement, and conceptualize, coordinate and create their own Ancient Egyptian-themed dramatic performance.



Writers' Corner



My weekend

by Abby Chan 1P

Last Saturday, I was sick. I felt bad and I had to go to the doctor. I had to eat pills. On a happy and sunny Sunday, I went to Ocean Park with my parents. I went on the Ocean Park train, it was dark inside. I had a happy day.





A fishing Trip

by Angie Chen 1M

Last Saturday, my family and I went fishing.
I was very excited. I brought my fishing rod
with me. We went to the pond.
The weather was sunny. I caught a big and
heavy fish. It was awesome.



My weekend

by Tiffany Kwok 1C

Last Saturday evening, I went to Diamond Hill
with Mummy, my cousins and my aunt.
First, we watched a funny movie.
Second, I played many fun games with my
cousins. Third, we went to a restaurant and
I ate lots of food like noodles and tomatoes. When we
went back to our warm home, it was already night
time. I felt very happy because I was very full.

My weekend

by Ruby Lin, 1B

I went to Ikea last Saturday. I went there with my lovely mom and dad. I got my own trolley and I bought a cute little puppy. I was really happy!

At the Market

by Yannis Lau 1W

I went to Tsuen Wan with my parents last Sunday. The weather was hot and humid. We went to Tsuen Wan Market. My mother bought some apples, chickens and sweet potatoes. She bought me a new dress too. I felt tired but happy.



