

6th June 2014
Issue 9 /1314

Primary English Newsletter (PEN)

This is the last PEN for the academic year 2013-2014! It is amazing how time has flown! The time for YEA's, final reports and our big Grade 5 production is now upon us.

In English classes across the Grade levels, teachers and students have finished Module 3 and are now focusing on lesson revision and review.

So, what are some things we can do to prepare ourselves for our YEA? Here are some teachers giving their advice:

"Plan your time well. Study a little bit every day. Do not do everything at the last minute!" – Teacher Stella

"Learn the spelling words on your YEA list but make sure you know the meaning of the words and how to use them in context." – Teacher Karen

"Read through the Spelling and Grammar Booklet and learn how to use grammar appropriately." – Teacher Virginia

"Read through the Writing Journals and learn the formats of the different text types." – Teacher Rae

"Review the common mistakes in the LAB, SGB and WJ (especially tense and subject-verb agreement mistakes); and read the instructions carefully during the YEA. Also, manage your time wisely during the exam." – Teacher Jennifer Yeung

So there you have it, students! Be sure to take the advice of your teachers!

Enjoy the summer break!

Ms. Jennifer Lopez

Grade one

The Grade one students are having a blast with their third module about Space.

They are very excited to learn about the Solar System!





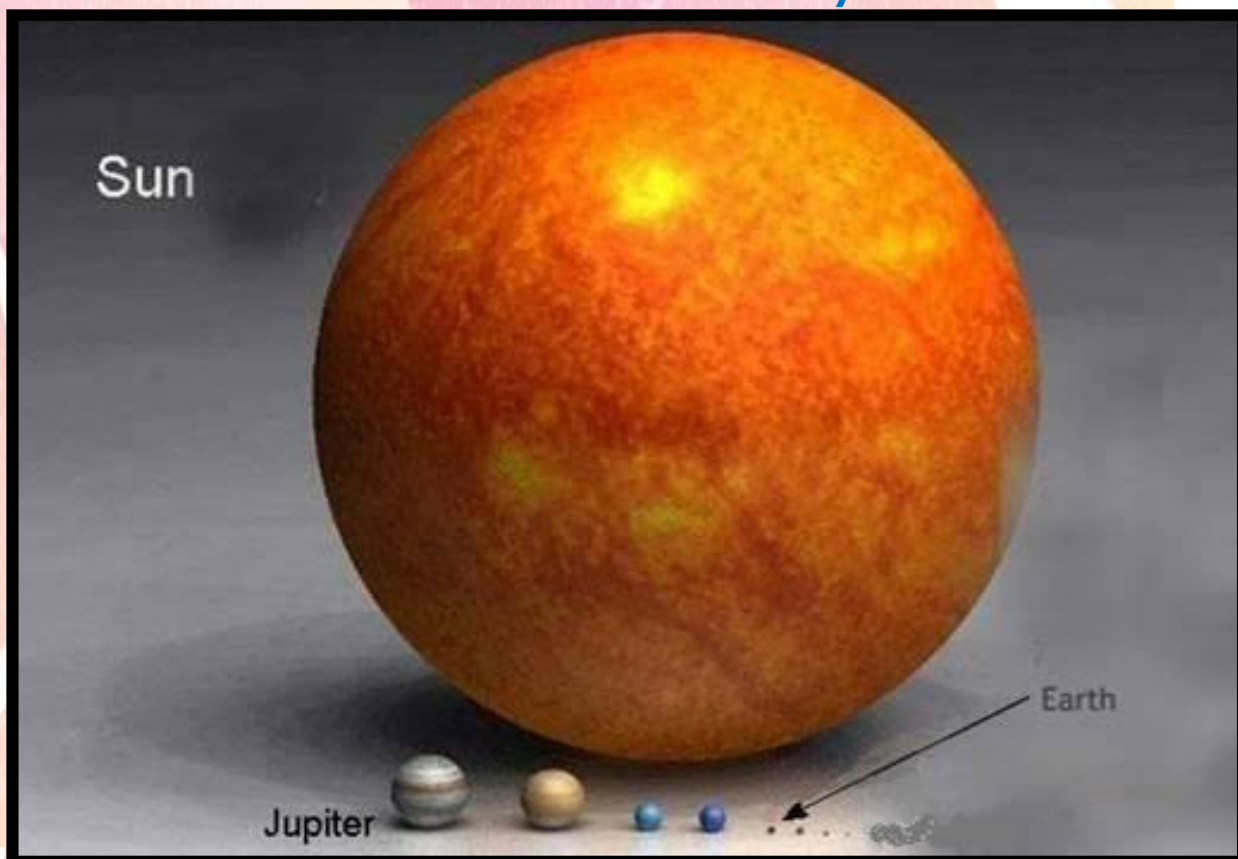
Venus is the slowest spinning planet. It takes 243 days to complete one turn from day to night.

Jupiter is the fastest spinning planet. It only takes 9.9 hours for Jupiter to complete one turn from day to night!

Did you know more than 1 million Earths could fit in the Sun?




You don't believe me? See it for yourself!

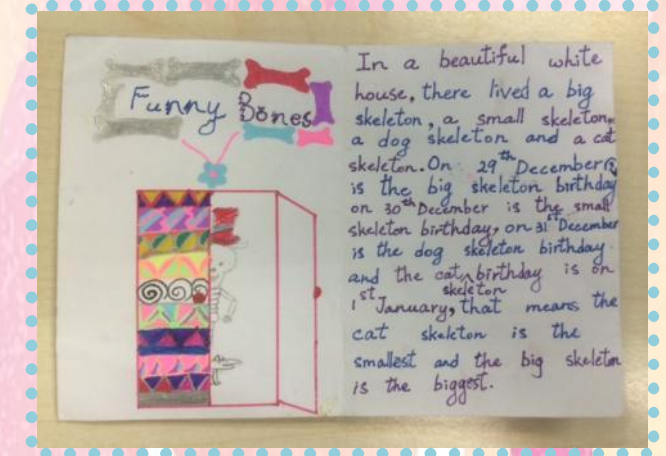

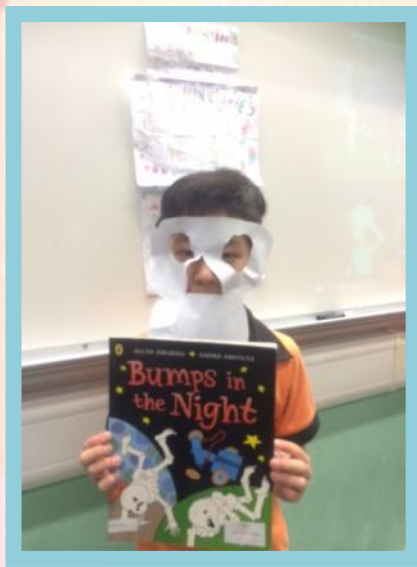




The Grade 2 students are reading the *Funnybones* series books as supplementary reading in Module 3. The *Funnybones* books are about the adventures of a gang of skeletons. They are *Big Funnybone* in a bright red hat, *Little Funnybone* and *White Dog Skeleton*. They all live in a dark, dark cellar of a dark, dark house. Some of them have their own catchphrase, like the big one says "Good idea!", the pet dog often *barks* "Woof!". As for *Little Funnybone*, he is the brains of the family and often comes up with loads of interesting ideas.

After the reading lessons, students worked on different writing tasks like making their own *Funnybones* books and drawing their favourite characters. Let's have a look at their amazing work!





Grade 3



Have you ever seen a houseboat in Hong Kong before? A houseboat is a boat that has been designed or modified to be used as a home. People cook and eat, play and sleep, and even work on their boats. It is estimated that there are about 350 households in Hong Kong which use a boat as their primary home.

The houseboat is a kind of waterside home. Our Grade 3 students have been learning about homes in Module Three. Their recent focus was "waterside homes".

Want to know more about waterside homes? Read on and let our students tell you about some of the characteristics of waterside homes!



A waterside home is a home that
lies next to a river, a lake,
a canal or by the sea.



People built their homes
 near the river.



In some places, people use
 rattan to tie woods together
 when building a waterside
 home.



When it rains
 the floating houses will go
 up and when it stops raining
 the house will go down,
 because when it rains, the
 water level is higher and
 when it stops the water is lower



In some places, there
are no roads near waterside
homes.




People who have waterside
homes often go to work
on the river.



People who live near waterside
homes use boats to travel around.



Floods can be a danger
for people who have water
homes.




Grade 4



Module 3 has finally come to an end in Grade 4. The students are very happy that all the tests and quizzes are out of the way, and had a chance to work on something fun – the Module 3 Storytelling Final Project!

For the past few months, we've been talking a lot about what makes a good story: strong characters that we care about, a problem that the main character has to solve, and a solution that shows the character solved the problem while learning something. We also looked at how to make our story more interesting to read by using descriptive writing. **“The boy drank some water”** tells us what's going on, but **“The boy wiped the sweat from his forehead with one hand and picked up the ice-cold glass of water with the other. The ice in the glass *tinkled like tiny bells* as he lifted the glass to his lips. “Aaah, finally!” he wheezed as he gulped the water down his thirsty throat”** shows us exactly how! Can you find the simile (a comparison using **like** or **as**) in the description above?

Each student had to plan, write and illustrate their own story, then present it to the



class. This is a major project that students have been working on for over a week and all the teachers are really impressed with the amount of work most students have put into their final project. Great job, everyone!



We're going to have some fun before the final exam at the end of the year, though. Have you heard of Mary Shelley? Probably not, but I bet you've heard of the book she wrote: **Frankenstein**. It's been turned into many movies and the word now means "a monster made from a human returned to life by science" even though it's just the name of the scientist character in the book!

Mary had a tragic life; her mother died a week after she was born, all but one of her children died of illness, and her husband drowned when his boat sank in a storm.

To wrap up our "Mysteries and Monsters" module, we're going to read an adaptation of this famous book. The children are definitely very excited to read this classic story of fear, misunderstanding and the unknown!



Grade 5

The Grade 5 is enjoying the current Module enormously! Recently, we have fallen in love Ages" reader and "Horrible Histories" fun facts about Death.



with the "Measly Middle the videos from the series. We learned a lot of knights and the Black

We are particularly impressed by the "cures" people in the Middle Ages used to combat the Black Death. Examples of these "cures" were killing all the cats and dogs in the town,



shaving a live chicken's bottom and strapping it to the plague sore, or sitting in a smelly sewer. The cures were certainly almost as dreadful as the disease!

All students and teachers are now looking forward to enjoying the castles and videos their friends and students are preparing for the project.



Boys and girls, let's grab every opportunity to enjoy the Module to the fullest! Meanwhile, don't forget to get yourselves prepared for the Year-end Assessment.




Grade 6

Our Grade 6 students are having a FUN time wrapping up module 3. In module 3, we read a book called "Don't Wake the Mummy" and it was an interesting story related to our module – Ancient Egypt. After reading the book, we practised and performed the Reader's Theater version of it. Some of us put on costumes and made props. Some even put on make-up! Take a look at us when we were practising and performing! It was FUN!



After finished studying module 3, we started reading a book called "The Boy in the Striped Pyjamas"; and it actually ties in with our module 1 – Different People – Same World. The story is about a nine-year-old boy, Bruno, growing up during World War II in Germany. He finds out he is not allowed to explore the back of the house or its surroundings. But he has got nothing to do and is very curious, he decides to explore anyway. He sees a boy on the other side of the fence and finds out that that boy is Jewish. If you want to know more about the story, ask any Grade 6 student, they would love to tell you more about it!



YEA is also coming up soon, so we have been reviewing our English lessons. We made posters of learnt grammar points and text types, and we pretended to be teachers and did revision with the class. When we did the grammar exercises together, everyone did quite well! Don't forget to study and get ready for the YEA!

Simple Present Tense

What is it?

- Simple Present Tense is an action that happens regularly.
- eg. Dkt is a good teacher every day.
- Facts that are always true
- eg. The moon goes around the earth.
- People's beliefs, habits, feelings.
- eg. She believes in Jesus, so she feels...

When to use it?

- Happens regularly
- In general (often used)

Special words

- always, often, seldom, every, normally, never, usually, sometimes, first

Relative Pronouns

What is relative pronouns?

Relative pronouns are used to join 2 sentences together or they refer to the noun (eg. Birthday cake) or person (eg. He) and describe them.

Relative Pronouns	What do they refer to?
Who	People
Where	Places
Which/that	animals or things

When do we use relative pronoun?

We use relative pronoun when we need to join 2 sentences together.

Part A) Fill in the blanks.

This phone, _____ my cousin gave it to me, is really, can play games.

Condy, _____ is my cousin, is in univers...

Albert became friends with a boy _____ went to some university with him.

Long Kong, _____ I was born in, is a beautiful...

Past Continuous Tense

Points to Remember

We use past continuous tense for actions that continued for some time in the past.

Examples:

- They were playing all day last week.
- My mum was cooking when the phone rang.
- We use 'while' for long actions and 'when' for short actions.
- He was eating while she was learning math.
- He was running when he...

What is Past Continuous tense?

Past continuous tense is a long action which was past already.

How do we use it?

We use the past continuous tense after the long action past.

It is a form of past tense because it must add the 'ing'!

is a sentence which about past continuous tense.

only have 5 brothers. One day when Sandy was sitting her big brother's...

PAST CONTINUOUS

Modal Verbs

Do you know...

What is MODAL VERBS?

Modal verbs show us how serious it is and add mood.

Modal Verbs:

- Should
- Must
- Can
- May
- Could
- Might
- Would
- Would you

How can we use or make?

We use them when we want to add the meaning in different ways.

Question: Tell me a sentence using modal verbs.

A) Please should modal verbs go in a sentence? Circle the correct one.

B) Where should modal verbs go in a sentence? Circle the correct one.

A) Can she really dance?

B) She really dance that good?

C) Really can she dance that good?

A) I may have an accident?

B) How I can be so smart may?

C) How I can be so smart may?

English Performing Arts

As we get closer and closer to our performance deadline, students are starting to feel the crunch! All lines have (mostly) been memorized so it's time to move onto the finer details of the performance.

One thing that we have been doing is adding sound effects. These enhance the story in many ways. One way is to simulate reality; if we have a campfire scene, the crackling sounds of burning wood with occasional POPS! helps the audience believe that there is a real fire on stage ... which we obviously cannot do as it violates the fire code. Another reason to use sound effects is to create an illusion. We can add the sound of a splash and the roar of a waterfall to make the audience believe that the actors are standing beside a huge lake in the middle of the jungle, when they're actually just in the school hall! We can also use sound effects to set the mood: if a man knocks on a door in a scene and a small dog starts yapping, it's an entirely different mood than if a big dog started growling and barking at him!

Students have also started working on the songs, moves and dances we have in the script. Since memorizing the lines is out of the way, we are now working on really bringing the performance to life by putting energy into our voices and our characters. Energetic actors means an engaged audience, and an engaged audience gives energy to the actors!

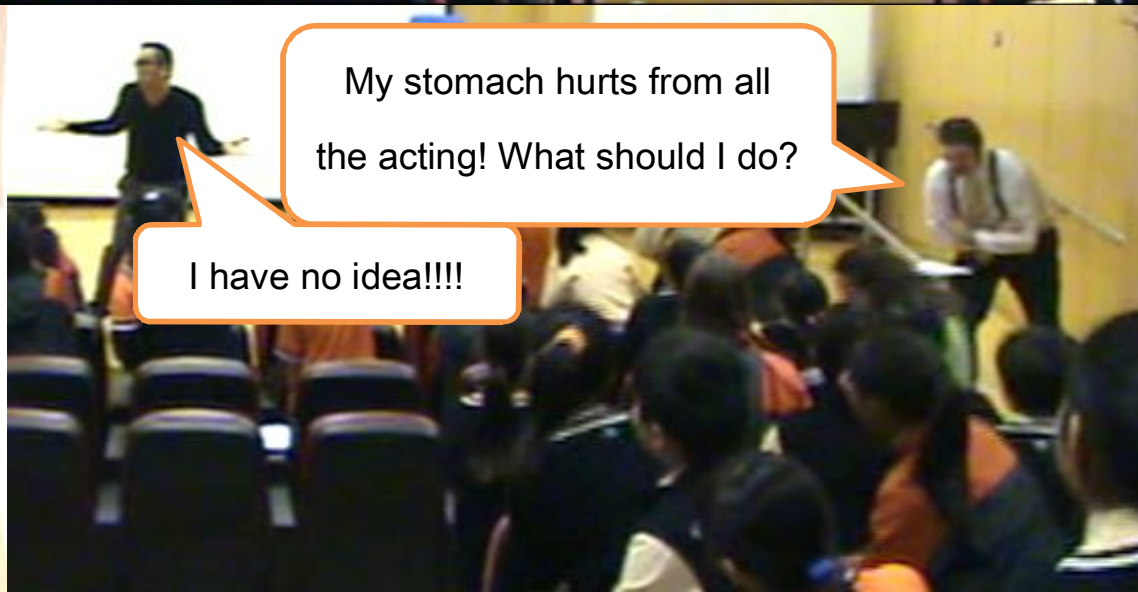
We look forward to seeing many of our friends and family attending our performance this year.



Guys, the script clearly says that you should be singing in Italian opera style, not Irish sea shanty!



All right children, this dance starts with hands in the air!



My stomach hurts from all the acting! What should I do?

I have no idea!!!!

AN INTERVIEW WITH STUDENT TEACHER CLAUDIA

By Douglas Lui, 6P and Skylar Shum, 6P

We interviewed the Student Teacher Claudia who did her teaching practice in our school for 2 months. Now, she has left the school to continue her studies in the university.

Students: What are your hobbies, Miss Claudia?

Claudia: I like travelling, playing the piano, arts, music, autumn, eating, drama, postcards, and can openers. (She doesn't know why she likes can openers!) But I don't like insects, sports and summer.

Students: What have you learnt when you were a child?

Claudia: Fencing, gymnastics, swimming, ice skating, piano, Er'hu, and some string instruments (e.g. Violin) (Although Miss Claudia doesn't like sports, she learnt a bunch of them!)

Students: Do you like teaching? Why?

Claudia: Yes, I enjoy teaching. Although teaching is hard work, it is wonderful to see how the students develop and learn more and more things from their teacher that's why I enjoy teaching.

Students: How do you feel about Pui Kiu?

Claudia: Pui Kiu is quite different from the school that I studied at when I was a child. I studied in St. Mary's Girls Primary School. It is a nice school but students in the school were quiet, we must follow all the school rules strictly and sometimes it was boring. But here, in Pui Kiu, I see that everyone here is very active, and when it's recess, students are running around happily and sometimes they behave a bit crazily! Do you know that I was not allowed to do so in my primary school? I love Pui Kiu because I think that it is so good to be free at recess time. (Of course, I saw teachers on duty at each floor and on the playgrounds!)

Students: Were you a good student in your previous school?

Claudia: Yes I was. I remember that I have never missed my homework and I was never really scolded by my teachers. (Looked so proud!)

Students: Would you like to say some words to all the students?

Claudia: The students in Pui Kiu are so talented and funny that they amaze me! I see that students here enjoy their lessons and I am so happy about it. I feel that most students are hardworking, however, I wish they could learn how to be more independent and discover more new knowledge by themselves! Keep up the good work, guys!😊

Students: Thank you for coming to teach us at Pui Kiu and thank you very much for your time, Miss Claudia! We wish you all the best in the future!

Claudia: Thank you!

Around Campus



Grade 6's finished and published narratives



Guess who!



Grade 4 works together on Frankenstein



Is your name on this board?



Searching ...



Happy that the school year is almost over! Good luck on your exams, everybody!