

Primary English Newsletter (PEN)

6th March, 2015

Issue 06/2015



Happy New Year everyone! I hope that the New Year was lovely for you and your family, despite the less than ideal weather!

It's been full steam ahead since we've come back from the New Year break! Most Grade levels are done with Module 2 and have been wrapping up the Module with project presentations and outings. Module 3 is now well on its way for most Grades!

The Grade 6 students will soon begin their journey back in time through Ancient Egypt; the Grade 5's are learning about castles, knights and jousts in the Middle Ages; the Grade 4 students are on an exciting Module – Mysteries and Monsters! The Grade 3's will learn about Homes Around the World while the Grade 2's study the importance of keeping their bodies healthy. The Grade 1's will begin their orbit into Space!

All in all, we have a whole host of exciting modules to round off the school year.

This issue of PEN features Teacher Ka Lai, who is substituting Teacher Sharon in teaching Visual Arts. Read about Teacher Ka Lai and her love for paintings.

In the Around Campus section, we have colourful and action-packed photos of students, teachers and parents during the Chinese New Year celebration on campus. It was such a sunny, beautiful day, I remember!

Have fun reading PEN!

Ms. Jennifer Lopez

Primary English Panel Head



Grade 1

Do you like animals? Do you have pets at home? Do you think you are a responsible pet owner? As part of Module 2 “**Animals**”, the Grade 1 classes had the opportunity to attend a special talk conducted by The Society for the Prevention of Cruelty to Animals (Hong Kong), with the theme “**Respect for Life Begins with Concern for Animals**”.

In the talk, Ms. Wong, the speaker, reminded us to keep "2C and 2R" (Care, Consideration, Responsibility and Respect) in mind when being a pet owner:

Two students from each class were given a chance to interact with another honourable guest- Ms. Wong's pet dog Toby.

Hi!
I am
Toby!



With the help of Toby, Ms. Wong demonstrated what to do when we first approached a new dog. After getting the permission

of the dog owner, we should let it sniff our fist and observe if the dog likes you, before proceeding to touch or pat it.



Toby is a cute and smart dog. It even showed us some fantastic tricks that it is skilful at. For example, "High Five" and turning on the ground.



Last but not the least, it's important to think twice before you decide to get a pet. Remember that to the pet, you are its entire world. A good owner is obligated to give the pet his or her love and time.

GRADE 2 MODULE 2

HONG KONG, MY HOME



Towards the end of our Module 2 “Hong Kong, My Home”, our Grade 2 students went to visit the Avenue of Stars. They did not just visit this landmark in Tsim Sha Tsui, they were on a mission. It was to interview visitors from other countries to ask questions like “Where do they like to go, what kind of food do they like”, etc.



Our students were all very brave during the outing. They had a chance to interview people from all around the world, such as Egypt, Germany, England, India, Singapore...etc. Our parent-helpers were all very helpful too. We take this opportunity to thank all parents who gave us a big hand in this outing.



Grade 3

It's been a busy month for us in Grade 3! In addition to finishing up our projects, we also went on a nature hike at the nearby Shing Mun Reservoir. The children really enjoyed seeing the giant trees, collecting seeds, jumping over small streams, and examining (and jumping in) leaves along the trail.

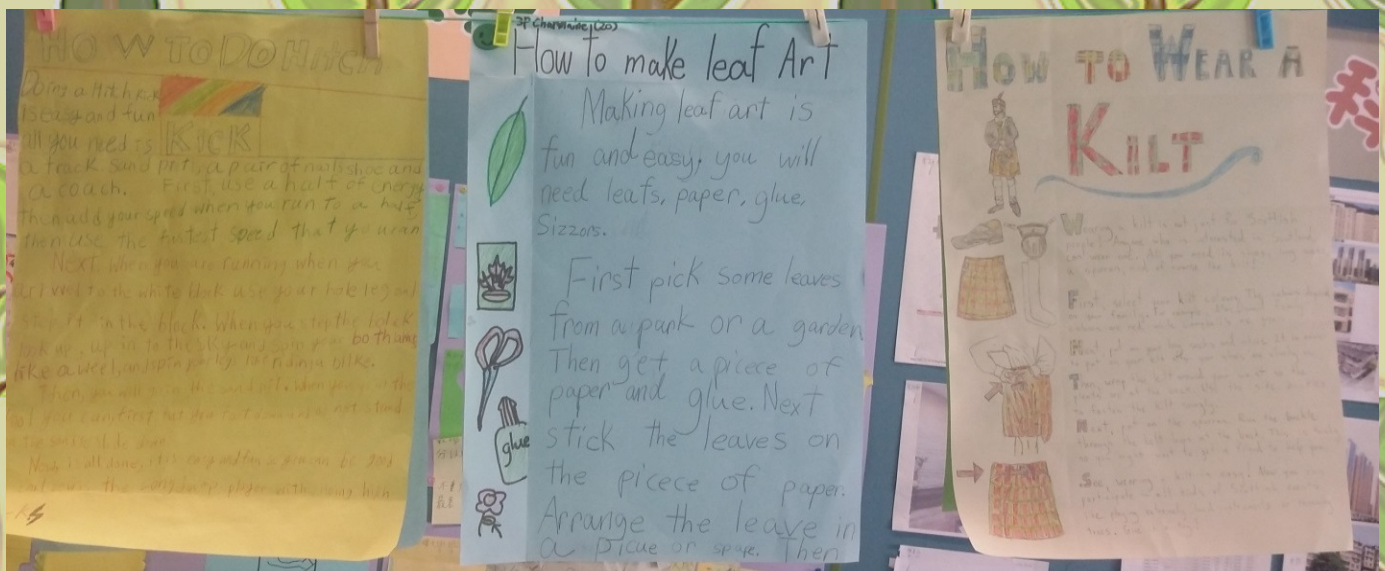




The reservoir has an interesting history; it used to be a grove of pineapple trees. The Hakka villagers sold the pineapples to merchants in Tsuen Wan. Once, the Hakka thought the Tsuen Wan merchants cheated them, so the two sides fought a war! Many years later, the British built secret tunnels in the hills. The tunnels were attacked during World War II, and some say at night, you can still hear the ghostly sound of bagpipes from the Scottish soldiers buried in the tunnels ...






For all of Module 2, we have been focussing on the Procedure text type and the need to use clear, easy-to-understand language when giving people instructions. For our final writing we could choose any topic we liked and then make a poster about it! Check out some of our work!



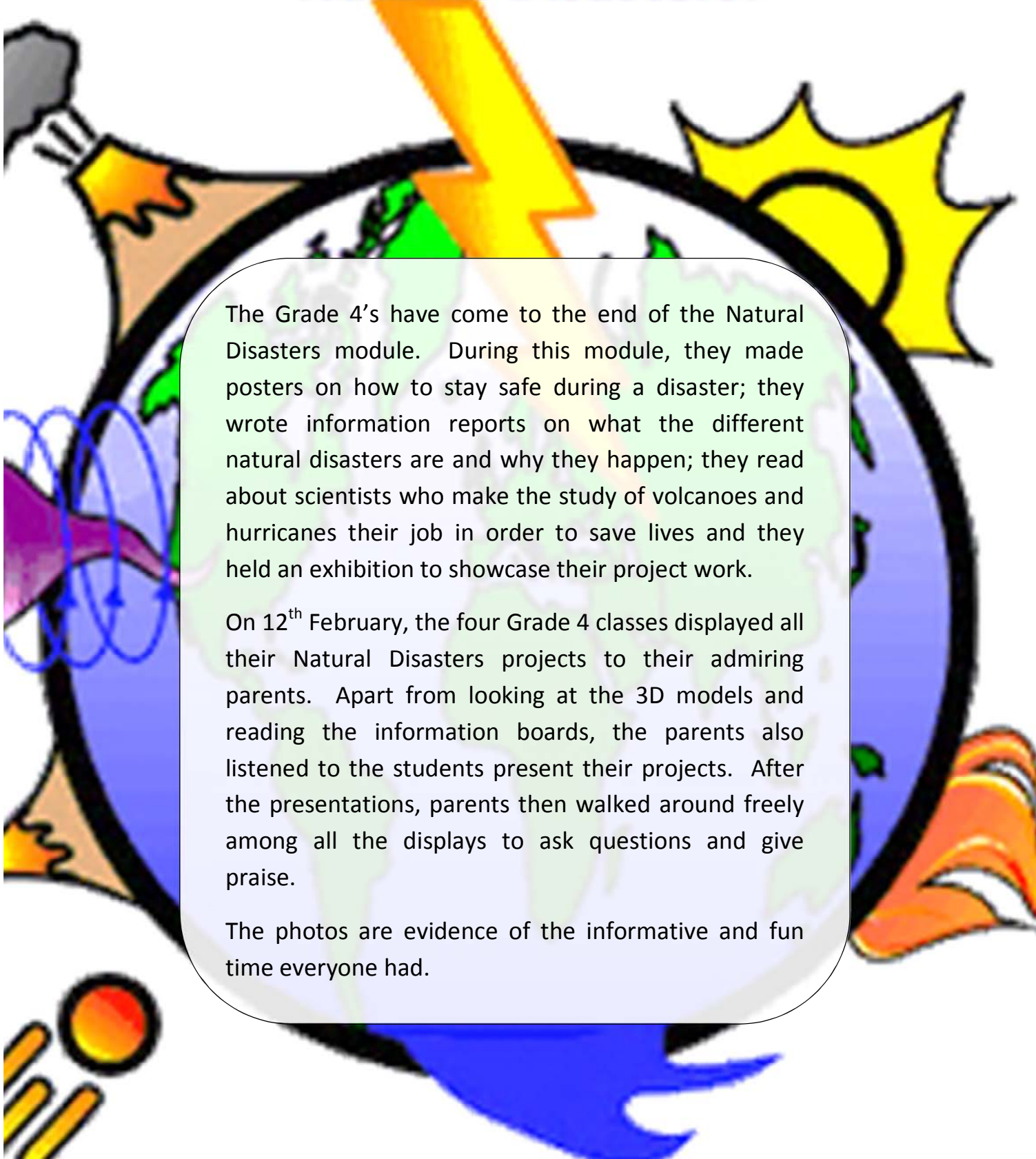


The break between Module 2 and 3, while we wait for the Chinese New Year Holiday to start, gives us a great chance to slow down and focus on a book. In Grade 3, the book we are looking at is **Freckle Juice**! Has there ever been something about your body that you wished was ... different? Andrew Marcus wants, more than anything else in the world, some freckles ... and he'll do anything to get them! We are having fun learning new words from the book, taking a close look at the characters, and writing summaries of all the chapters! Okay, maybe not that last bit!



Grade 4

Natural Disasters!



The Grade 4's have come to the end of the Natural Disasters module. During this module, they made posters on how to stay safe during a disaster; they wrote information reports on what the different natural disasters are and why they happen; they read about scientists who make the study of volcanoes and hurricanes their job in order to save lives and they held an exhibition to showcase their project work.

On 12th February, the four Grade 4 classes displayed all their Natural Disasters projects to their admiring parents. Apart from looking at the 3D models and reading the information boards, the parents also listened to the students present their projects. After the presentations, parents then walked around freely among all the displays to ask questions and give praise.

The photos are evidence of the informative and fun time everyone had.



Grade 5

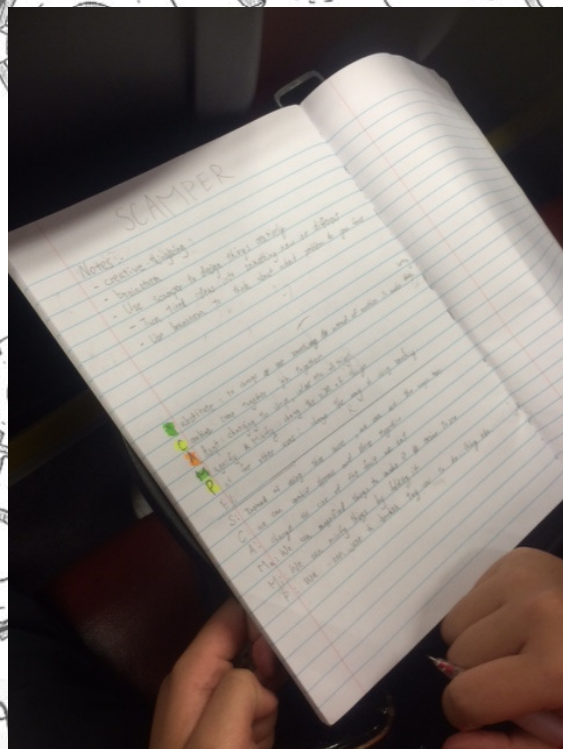
This week, the Grade 5 students went to the Small Hall to attend a special talk about designing and making new inventions. We were honored to invite an invention expert, Dr. Wong, from the 'Hong Kong New Generations Cultural Association' to share his views on using the SCAMPER technique and how he applied it in his inventions. In the workshop, Dr. Wong showed us many creative and innovative products made by the youths in Hong Kong, and some of them even got awards for their interesting ideas and inventions, how amazing!

So, what does 'SCAMPER' mean? 'SCAMPER' is a creative brainstorming technique that helps to generate ideas for new products, or to make improvement on the existing ones. Nowadays many inventors use these skills to spark their creativity and imagination in designing their work!



Let's have a glimpse of what we did and learned in the talk on that day, Enjoy!





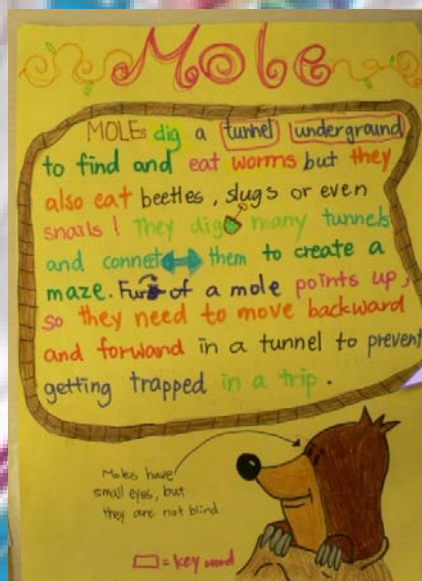
Grade 6

Weird Creatures

Scientists keep discovering new species of animals every year and there are more than 1 million species of animals on Earth right now. It's not surprising to know that there's an animal which you haven't heard of before.

Some of the animals look really unusual while some of them have special abilities, such as fish with human teeth, turtles with really long necks and monkeys with a fleshy nose.

Our Grade 6 students have been learning about the natural sciences recently. They made posters introducing some weird creatures on Earth. Let's have a look at their work.



MOLE

Moles dig a tunnel underground to find worms.

They dig many tunnels and connect them to create a maze.

SEA DRAGON

Sea Dragons are small fish. They have fins like seaweed which help them blend in with ocean plants, catch food and hide from enemies.



Bower Bird



Bowerbirds spend ten months to build a bower to attract females. They use shells, feathers, flowers and fruit for decoration. Sometimes they also use objects made by people, like toothbrushes. And sometimes they also use plant juice to paint the walls. We think that this bird is special because it can find something people usually use.

BOWER BIRD

Bower birds spend ten months to build a bower to attract females. They use shells, feathers, flowers and fruits for decoration.

BEAVER

Beavers have sharp teeth to chew through tree trunks. They build dams in rivers and streams with tree trunks and branches.

BEAVER



Beavers have sharp teeth to chew through tree trunks. They build dams in rivers and streams with tree trunks, branches, mud, clay and stone. It gathers sticks. Beavers create wetlands by building dams. Wetlands protect the environment by soaking up floodwater, acting as silters to clean the water in the rivers or streams.

THE TRAP DOOR SPIDER



A trap door spider lives in a sticky underground tunnel with a hidden door on the ground. The spider's body produces silk, which it mixes with dirt to make the door. The silk in the door helps keep water out of the spider's tunnel when it rains. When an insect passes close to the door, the trap-door spider senses its movements and jumps out to grab it.

JK ☺

By: Jovianne & Kelly ☺

THE TRAP DOOR SPIDER

Trap door spiders live in a sticky underground tunnel with a hidden door on the ground. The spider's body produces silk, which it mixes with the dirt to make the door.

EPA

In **Grade 4**, our students will have an in-depth study on **Drama, Music, Voice and Movement/ Dance** in English Performing Arts (EPA). Right now, we are in the second term

Drama

Our aim in G4 drama is to boost students' confidence and encourage creativity.

In drama lessons, the Grade 4's work together to produce cohesive and entertaining scripts. Basically, Drama promotes teamwork and an opportunity to think about the nuances of a single emotion. Thus it enhances our students' improvisation skills and help them perform confidently in front of people.

There is nothing like watching the joy on the faces of our students when they perform on stage.

Movement /Dance

Through movement, students learn to move, dance, and jive while at the same time encouraging social interaction, emotional development, and creativity. Some of the famous songs introduced are from 'Mama Mia' , 'High School Musical' & 'Aladdin' . Here are some highlights from the lessons.



Voice

In Voice, students learn how to use their vocal variety and learn the basics of staging a performance.

During week 7 of our curriculum, G4 students will practise telling stories to one another. They take turns being the fairies or the old woman using stories like **'The Old Woman who Hated Housework'**.

They also learn vocal variety by using their voices to portray emotion and create visual pictures in the minds of the listeners.



Music

The aim in Music is to promote complex thinking to express feeling, develop awareness and create action linked to rhythm. These songs like **'Let It Be, Let It Go, Roar, A Whole New World & We Are the World'** have been a great way in showing our students different ways in expressing how one is feeling.



An interview with teacher Ka Lai

By Benjamin Wong from 6C and Max Ko from 6B

B&M: Hello teacher Ka Lai. May we interview you about something?

T.K.: Sure

B&M: Why do you want to be an art teacher?

T.K.: I want to be a teacher because I want to teach the knowledge I have learnt to the next generation.

B&M: Why do you like drawing?

T.K.: Because drawing gives me a sense of satisfaction.

B&M: What type of drawings do you like?

T.K.: I like Chinese Bird-and-flower paintings.

B&M: Why did you choose to be a teacher?

T.K.: It is because I like children.

B&M: Is there any special way to teach?

T.K.: I prefer to teach in a gradual way from easy to difficult so that students can understand more easily.

B&M: When did you start teaching Visual Art?

T.K.: I started teaching Visual Art when I was 20 years old.

B&M: How will you deal with naughty students?

T.K.: I will let him/her calm down first. Then I will explain to him/her what he or she did wrong.


Thank you for your kind attention and patience.



Around Campus







HAPPY
New Year

