

Primary English Newsletter (PEN)

At a Glance

Grade 5 Show

Hurray! We have a name for our Grade 5 show this year! Students were asked to come up with some titles, and votes were taken. The teachers then voted on the top five popular titles. And the winning title is... **TIME FOR TEN!** Well done all round for the input of creative names!

Colour Idioms

Here are more colour idioms to follow up from last month's list!

black and blue

black sheep of the family

*to catch someone red
handed*

*the grass is always
greener on the other side*

once in a blue moon

tickled pink

to tell a white lie

It's that time of year again...where there is a palpable excitement in the air...when the homemade decorations compete with store-bought decorations in the classroom...where students and teachers alike start talking and thinking about holidays, family time, giving and receiving. Yes! It's Christmas time! How quickly the year has flown yet again. And how quickly we have almost come to the end of term 1!


Many of the grade levels have been working on end-of-module projects and presentations. Giving a presentation is not as easy as it seems. It takes a lot of courage to stand in front of a group of people and speak. There are just so many things to remember! Am I standing correctly? Is my voice loud enough? Am I looking at my audience so they feel involved in my presentation? Oh no! I can't remember what to say! I am not supposed to read but to present...and the worries go on and on. We teachers are very, very proud of how all our students have developed the courage and the confidence to stand up in front of a group of people and present! Well done, students!

This month's Writers' Corner features the Grade 5 students and their talented writing. I hope you enjoy reading and celebrating our students' work as much as they seem to enjoy writing it!

Have a good weekend!

Ms. Jennifer Lopez

Primary English Panel Head



Grade 1

Our Community

In order to learn more about different facilities in our community, all Grade 1 classes went to the estate nearby - Mei Tin Estate on the week of 16 November. We saw a lot of facilities in the estate such as the bus terminus, clinics, car parks, supermarket, convenience stores shops and restaurants.

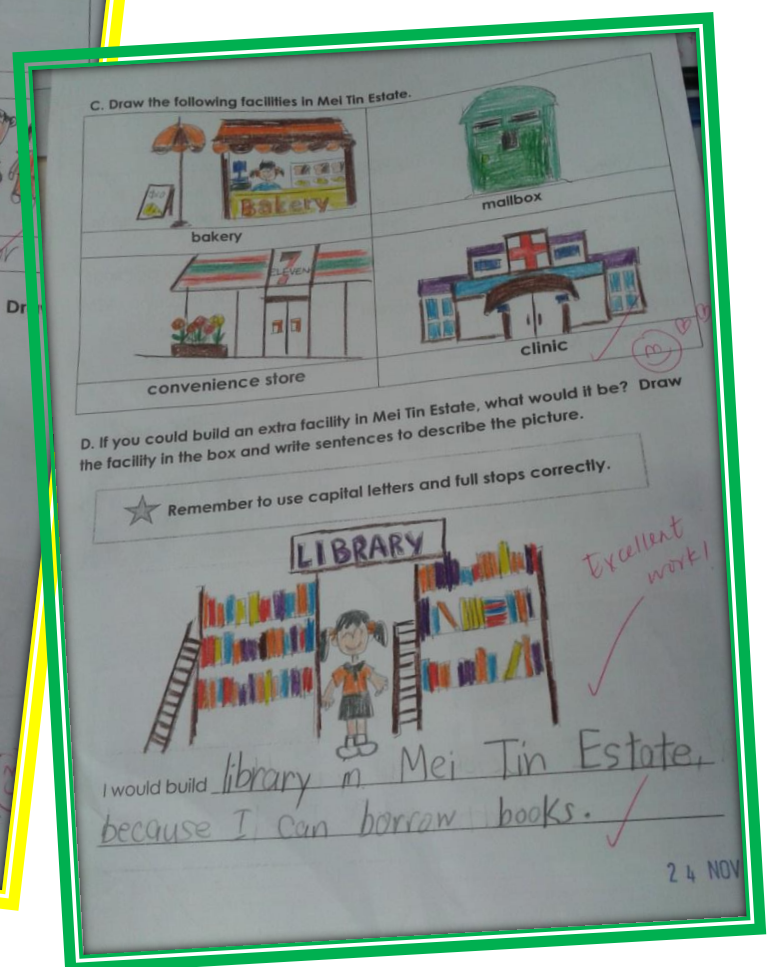
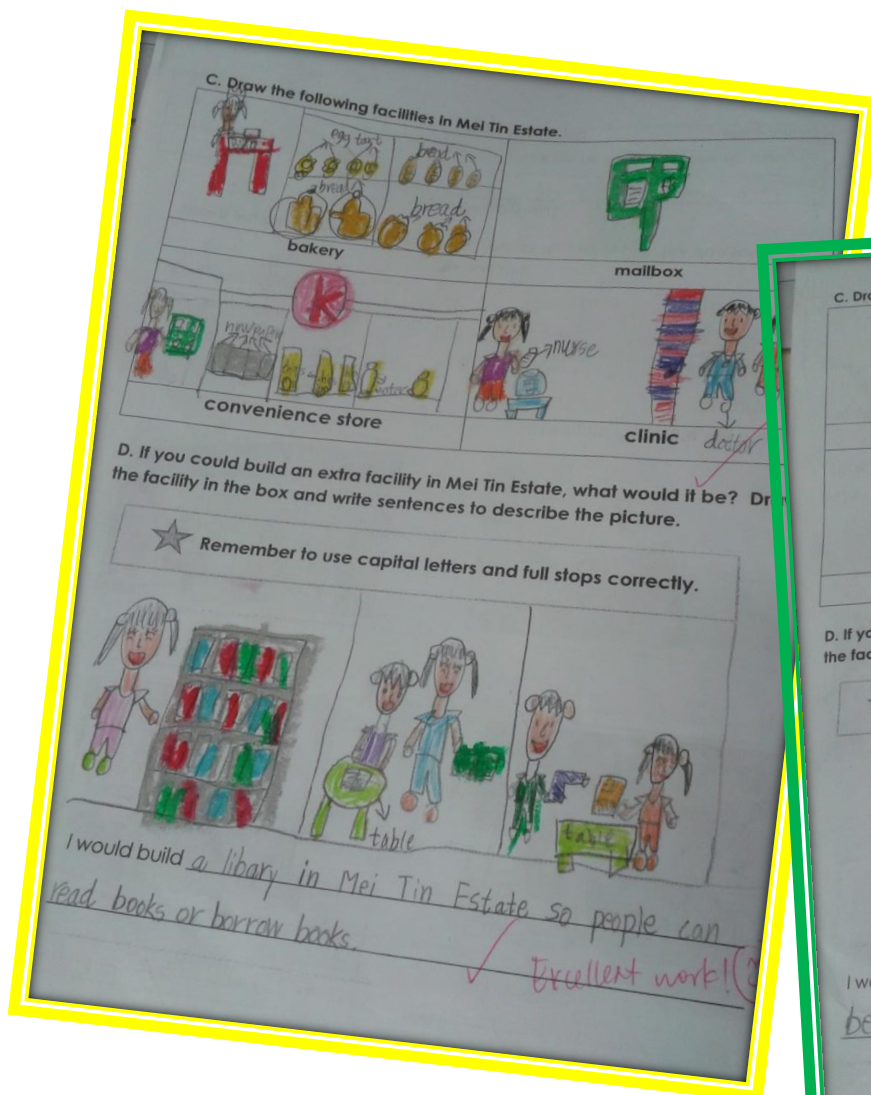


Although we can always see these facilities around us, we just learnt that all these facilities are very important to us! There are a lot of community helpers working in different places!



In the outing, we saw the waiters and waitresses bringing food and drinks for the people in the restaurant. We also saw the cashier giving back the change to the customer in the supermarket!

After our outing, we worked on an activity sheet. We learnt names of the facilities and the occupations! Hurray! What extra facilities would you like to build? Who are the community helpers?





Grade 2


Ho-ho-ho! Christmas is coming! The second graders had a great time learning about this joyous festival in the past two weeks! Besides singing Christmas carols, the story of Christmas was told in class and students learnt some traditions of Christmas such as the decorations, food, and gifts. Students also learnt the true meaning of Christmas ~ *Christmas is a time for giving and caring, and praying for peace on Earth.* 💖

Students wrapped up this topic by creating a collage with pictures about Christmas. Let's see if you can guess what their collage represents. 😊



Module 1 has come to an end and students concluded it with their project presentations. Have you ever heard of festivals like, “Ice cream Festival”, “Phone Festival”, “Candy Festival”, “Friendship Day” and “Panda Festival”? These are the festivals created by our Grade 2 students! They presented their new festival and told the class what it’s all about! Brilliant work! 😊





G3

Different Countries


Presentation & Game Booth



We have just completed Module 1 <Different Countries>. To demonstrate students' learning about different countries, students first learnt to work on a group project. There are 5-6 students in each group, and each group presented on one country to the whole class with an attractive information board. The information they included are landmarks, festivals, language, weather, history, animals and food.

There were many colorful and interesting information boards displayed during their presentation and students have given out lots of informative facts about different countries to their class. After the project, they also needed to prepare a game booth for G1-2 students. Through this activity, students developed presentation, critical thinking and leadership skills. They need to show deep knowledge in order to organize fun games. Good luck with all the G3 students and well done on their game booth day!





GRADE 4



Our Grade 4 students have just finished their fruitful 'journey' to the Amazon rainforest. They worked very hard to learn what creatures are living in the rainforest and how to describe the plants and animals in it. They learnt how important it is for us to put effort into saving the rainforest through their reading materials, project work and excursion.


For the comprehensive project, our students worked in groups to perform a sketch showing the importance of the Amazon rainforest to humans. They wrote a script between a news reporter and a rainforest animal. Some groups even used props to make their presentation more interesting. Look at the pictures and you will know how seriously they took their project work.





The finale of the module was the excursion to Kadoorie Farm where we could see some rainforest animals like macaw, wild boars, crocodiles and leopard cats. We also enjoyed watching the tropical plants in its Botanic Garden. It was a joyful and exciting visit for our students. Let's have a look at their fabulous trip!








Grade 5

We had a blast in November. On the last Friday of November, the Grade 5 classes had an inter-class disguise competition in the small hall. We worked in groups of four and one of us was in disguise. We dressed up and put make-up on, so students from other classes couldn't recognise us. In groups, we wrote a procedure about how we disguised our friend, and this is the text type we focused on in Module one. Take a look at the photos we took on that day. It was FUN!







Grade 6

Woohoo! Our recent idol is Cathy Freeman!



Cathy is an Aborigine living in Australia. She accepted the Olympic medal for her country, Australia, and for her people, the Aborigines. She was the first Aborigine to achieve such high honour. She is definitely a powerful symbol for more understanding among people from all over the world; and a great role model in being determined when accomplishing our dreams.

Cathy's famous quote

"Money makes life easier but I don't want to be rich. I don't want to be a celebrity either. As long as my family and loved ones are there, I'm happy."

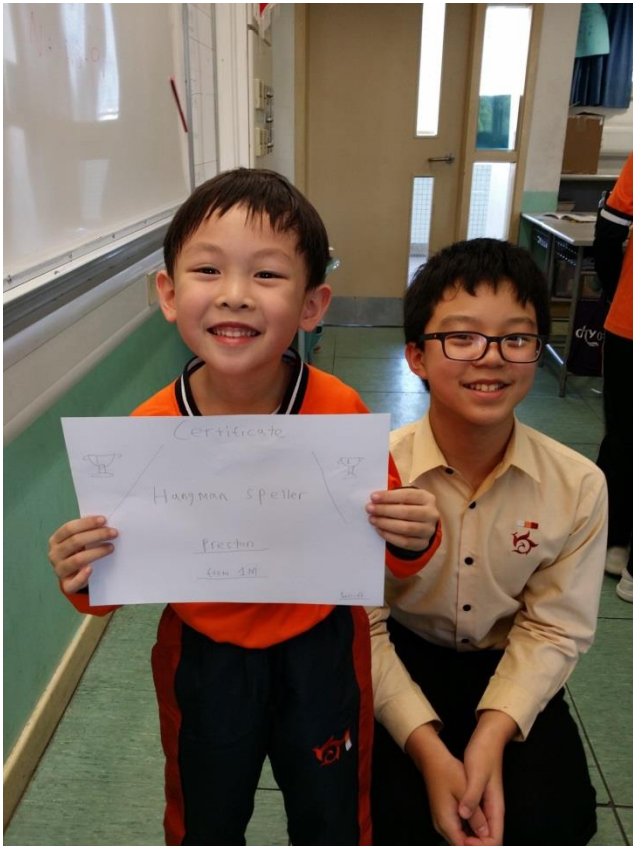


Are you also inspired by Cathy? You can always send her a letter like what our Grade 6 students did! I hope you can get her reply someday. The following is her address:

Cathy Freeman
Jane Cowmeadow Communications and Management Pty Ltd.
P.O. Box 5138
Ringwood, VIC 3134
Australia

☺ Grades 1 & 6 Reading Buddies ☺





Look at those professional faces and lovely smiles!
We can tell it was a great success! Well done, boys
and girls. Looking forward to the next storytelling time
with the Grade 1 students!

LOL!



ENGLISH PERFORMING ARTS

GRADE TWO

After last month's focus on Grade 1, this month, we look at the Grade 2 EPA curriculum. Just like in Grade 1, Grade 2 EPA integrates their English modules with learning skills in drama, voice, music and dance. The integrated curriculum provides our students with a deeper understanding and learning of the themes explored this year. Grade 2 students will implement and further develop all their skills acquired from last year, as well as cultivate their creativity, collaborative skills and critical thinking this year.



Throughout Grade 2, students enhance their knowledge, understanding and appreciation of their Grade 2 English modules: **Festivals Around the World**; **Hong Kong, My Home**; **Me, Myself & I**. This is achieved through the use of a wide range of songs, poems, multimedia, theatre, dance and choreography. Students will also get a chance to share what they have learnt by taking the stage in the Second Term English Week in April 2015. Look out for their awesome performances then!



WRITERS' CORNER

5 B

The Escape

written by Jamie Yung (4M/5B)

There was a spy called QZ. One time, he was trying to break into the enemy's computer. However, the computer's password was way more complex than he thought. As he was pulling his hair off trying to figure out how to break into the computer, the enemy came back into his house and saw Agent QZ.

Agent QZ was captured by the enemy. The enemy allowed him to write a note to his boss, but the enemy knew every single code. Agent QZ was very clever. He used a toothpick and some lemon juice that the enemy gave him as snacks to write another note to his boss explaining how to rescue him.

His boss received the note. He put it in the oven and baked it. The juice turned brown so he could read it. The boss rescued Agent QZ by digging a tunnel for him to escape.

5 M

Miss Phoebe Tse
71 Cook Street
Terraceville

The manager
The Old Shades,
37 Whitehall, London,
SW1A2BX
United Kingdom

Date: 25th November, 2014

Dear Sir or Madam,

My spy friend introduced your shop to me. She said that your shop has wonderful gadgets. I need your GSM scanner because I need to listen in to something.

My mission requires me to get in my enemies' friends group and win their boss's trust. He trusts me now, but he won't tell me what he is up to. I once heard him talkin on his phone about his plans. He talks on his phone frequently and I need to listen in about his plans.

Should I pay cash only? Or can I pay with credit cards or cheque? Can you reply me by sending back a letter to me? You may also call me, my phone number is 98765432. My mission depends on your shop!

Yours truly,

Phoebe Tse

Phoebe Tse

5 P

How to play SPY 007

Materials:

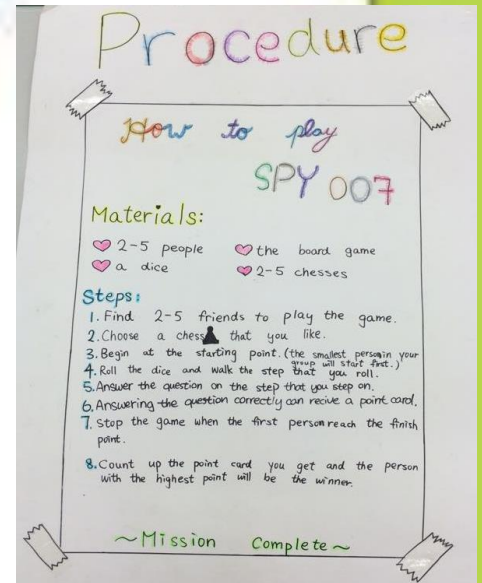
- 2-5 people
- a die
- the board game
- 2-5 chess pieces

Steps:

1. Find 2-5 friends to play the game.
2. Choose a chess piece that you like.
3. Begin at the starting point. (the youngest person in your group will start first)
4. Roll the die and walk the step that you roll.
5. Answer the question on the step that you step on.
6. Receive a point card if you answer the question correctly.
7. Stop the game when the first person reached the finish point.
8. Count the point cards you got and the person with the highest point will be the winner.

~Mission Completed~

by Ka Ka, Yvonne, Eva and Ruby



5 C

A formal letter to Mr. Mickey Maloney

The Manager
Spy Outfitters
21 Durham Street
Meadow Park
10 June 2006

Mr. Mickey Maloney
71 Cook Street
Terraceville

Dear Mr. Maloney,

We received your letter dated 6 June 2006. We regret to hear that your shoes were broken. The soles cracked, the fronts lifted off and the shoes made a lot of noise when you were walking. We feel sorry for the inconvenience caused. We will be very happy to replace the boots for you as soon as possible.

From the information you gave to us, we know that our spy boots are not good enough. If you keep on running for 4 hours and kick a stone, the soles will easily crack. Also, if you have run for 4 hours and slipped on the ground, the fronts will lift off. We know that we have to improve on the quality of material.

We apologise for what has happened to you and we will not make the same mistake again. You always purchase the spy gears from our shop and have recommended it to other spies. We hope that you will visit our shop again after this incident.

Yours sincerely,

Whammy Leung

Whammy Leung

The manager

AROUND CAMPUS







