

Primary English Newsletter (PEN)

9th January 2015

Issue 04/1415

At a Glance

Students today are very busy people. Besides going to school, many have other after-school activities like sports training, music classes and performance lessons. These are often in addition to school-related activities like being part of the Badminton School Team or taking part in activities as a School Prefect. Moreover, students have to complete their daily homework and study for tests and examinations. It can all seem too much at times! So, how do students nowadays cope? Do you have any tips to share with your friends as to how you can manage your time better? After all, young people today must definitely still find time to play and socialize as this is an important part of individual development. We'd like to hear from you! Tell us how you manage your busy schedules! We will publish your advice in the February issue of PEN.

Please write to me at jennifer@puikiu.edu.hk with your tips and suggestions.

I look forward to hearing from you!

Happy New Year everyone! Welcome to 2015! I hope everyone had a fabulous time during the Christmas break! Personally, Christmas is my favourite time of the year. I always get an indescribable feeling when I watch my children write to Santa and hang up their Christmas stockings!

Last year's Christmas celebration ended on a high note when teachers from various departments took to the stage and presented Teacher Shanker with all kinds of creative gifts like skipping students, fighting students and books for marking! It is always such joy for the teachers to give back to the students as most of the time we find the students performing for us.

Last month, we missed the teacher interview, but we have this feature this month and the teacher in focus is Mr. Lee from the PE department! Read about him from his interview with our G6 student reporters – Allison and Felicity.

As always, we look into each grade level classroom to peek at what students are up to during English lessons. Hence, we see a kaleidoscope of activities ranging from inventing things, hunting for leaves, presenting an occupation, making an information board on various topics etc.

Please enjoy this issue of PEN and have a great weekend!

Ms. Jennifer Lopez

Primary English Panel Head

Grade 1

Yippe! We had a fruitful presentation week!

Each student needed to prepare a presentation about an occupation they were interested in. They could bring in props and costumes to make their presentation more interesting. We had so much fun!

This was our first presentation in Grade One and most of the students were able to have loud and clear voices. They tried their best to have eye contact and present with intonation and pauses. Well done, boys and girls!



I am a life guard. I am important because if I do not do my job, people cannot be safe in the swimming pool.



I am a shop owner. I work with a cash drawer. It keeps my money safe.

I am a postman. I help people deliver letters and parcels. You're going to receive some Christmas cards soon!



Grade 2

Hong Kong

The Grade Two children have been learning about **Hong Kong** in the current module. Not only do they understand more about the **culture** of Hong Kong, they also got to know more about different **landmarks** and **tourist attractions**.

Did you know that the official name of Hong Kong is **Hong Kong Special Administrative Region of the People's Republic of China**? Hong Kong is known for its **expansive skyline** and **deep natural harbour**. With a land mass of only 1,104 km², it has a population of over 7.2 million people! It is one of the most **densely populated** areas in the world!

Have you been to the following places before?

The Peak



The Big Buddha



Avenue of the Stars



Tai O Fishing Village



For those who love to eat, among all these local food, which one is your favourite?

dim
sum



egg
tarts



pine-
apple
bun



roasted
meat



stinky
tofu



mini
egg
puffs



Grade 3

Grade Activity

The Grade 3 activity 'Different Countries - Game Booth' was held successfully with the cooperation from all our third graders. Although most of us lacked first-hand experience to design and hold game booths, we showed great resolution to make them attractive for the game players. First, we completed our information board for our chosen country. Next, we designed our games and prepared the gifts for the successful players. Then, we wrote the instructions of the games. Lastly, we shared different workloads on the activity day. As a result, most G1 and G2 participants enjoyed the games and they collected different small gifts from us. It was a fruitful day for us as well as the game players. Through this activity, we were able to practise our writing skills, communication skills and presentation skills. Have a look at our fabulous game booths!

Preparation Stage and Activity Day





The World of Plants

Now, we are in the middle of the second module “The World of Plants”. We are learning about trees and leaves and their functions. This is a science module for us to know more about Nature and Science. Since we see plants everywhere, we can easily collect different sizes, shapes and colours of leaves for our assignments. Take a look at our lovely posters that were made to summarise what we learned from a theme-based reader.



Grade 4


In Grade 4, Module 2 is in full swing with Natural Disasters! We are learning about all kinds of natural disasters but we are going to focus on the ones caused by changes deep within the earth.

We are reading about how volcanoes, earthquakes and giant waves called tsunamis are all connected. Our books like *The Changing Earth* and *Earthquakes, Volcanoes and Tsunamis* are full of information, so to help us understand more, we will be working on our **Cause and Effect** skills.

In our writing, we are focussing on Information Reports. We did these in Grade 3 as well, so this is a good review and a chance to get even better! In our reports, we are working on **paragraphing**, or putting similar information together in one paragraph.

Of course, we get to do other writing than just reports! We will also have some fun writing newspaper articles and designing posters. Have a look at some of our work!

Tai Wai Morning Post



By: Kyle X

Volcanic Eruption happened in Tai Wai

Pui Kin College was destroyed by Kyle Volcano. Hundreds of people died and 89 people are injured. It destroyed the whole school and nearby villages.


Yesterday, Kyle Volcano shot lava and rocks. The lava and rocks covered the people. Some people were hurt by the rocks. People were running away quickly at that time, but the lava and rocks were faster. They could still cover the people. They died.

Today, the government sent hundreds of Emergency workers to clean up the mess and rescue all the trapped people. All villagers must leave until the mess is cleared.

TAI WAI MORNING POST

By Niki Lam

Sunday, January 1st, 2000



The Hong Kong Volcano Erupted

Yesterday night, the Hong Volcano, which is behind many forests in Tai Wai, erupted! At midnight, it sent poisonous ash and rocks flying into the air. The ash covered the plants around the volcano and killed them.

The Hong Kong volcanic eruption also poured a lot of hot melted rock out across the land, which burnt and buried anything in its way.

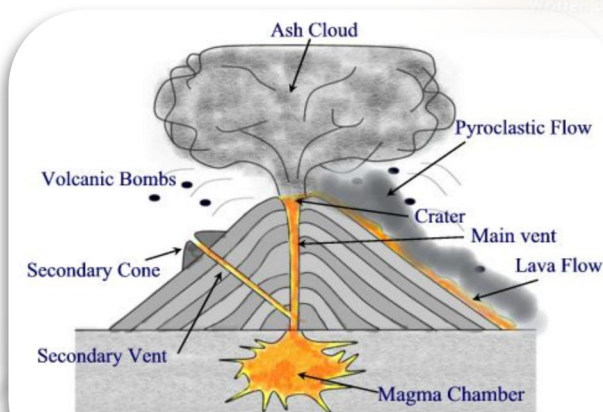
Today, the Hong Kong Government decided to clean up the mess. They order people to dig away the volcano. Some villages were in the forests, so almost 50 people are lost or died, and almost 100 people lost their families and homes. The government gave food, water and shelter for the people in the village. Luckily, this volcanic eruption doesn't cause any earthquakes and tsunamis.

Woods of Wonder

Multi Level
L.O.C.

LEVELLED BOOK • J

Why Do Leaves Change Color?



Main Features of a Volcano

Date: Dec. 11, 2014

1. We are learning to write a procedure together.

How to Brush Your Teeth

Everyone needs to brush their teeth. We need to use a toothbrush, a cup, and toothpaste.

First, you need to take the cup. You should fill it up about three-quarters of the way up with water. Then, put toothpaste on your toothbrush. Put about a pea-sized amount on the top of the brush. Then, brush your teeth. You need to brush your teeth from up to down and on both sides. Also, rinse your mouth out. Use the water in the cup to rinse your mouth and spit it out in the sink. Then, clean up. Rinse your toothbrush and put it away.

Brushing your teeth is hard work. But it is important. When I finish my writing, I need to make sure that to keep our teeth clean.

- I have a beginning, middle, and ending paragraph.
- The beginning paragraph tells about the topic and materials.
- The middle paragraph tells at least three steps in order.
- I use words such as first, next, then, and last.
- I use details to tell more about some of the steps.
- The steps make sense and are easy to follow.
- The ending paragraph tells something about the topic.

Teacher's Comments:

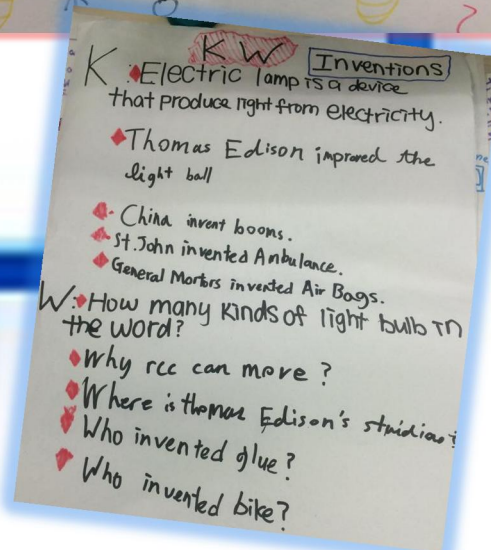


Grade 5

Who Was
Ben Franklin



Our Grade 5 students are currently enjoying the Module “Inventions”. Students are showing lots of excitement as they share what they would like to learn about inventions. Some express interest in learning about natural gases, how the television works, and the underlying “secret” of remote controls etc. They are all being challenged to think and are looking forward to discovering more as the module goes along.

Students have already learned that all inventions aim to make our lives better; they could either be things or processes. In the coming few months, students will be learning about the successful stories of different great inventors, looking at some innovative inventions (some are useful while some are quite silly), and be introduced to the brainstorming technique “SCAMPER” (Substitute, Combine, Adapt, Magnify/Minify, Put to other uses, Eliminate, Rearrange/Reverse). Soon, they will also be given an opportunity to invent their own products! Boys and girls, let’s put our thinking cap on and keep the “invention flame” burning!




Grade 6


We have just completed Module 1 "Different People, Same World". To conclude and extend on what we have learnt, we worked on a project about an activist that we chose. An activist is a person who believes strongly in political or social change and works hard to try and make this happen.

Our project was divided into a few steps. First, we did research about the chosen activist, and wrote down the information that we found, in a graphic organiser. Next, we wrote a biography about the activist using the information researched. Writing a well-structured biography is what we were practising in our writing lessons in Module One. Then, we made an eye-catching poster that showed basic information and the main events in the life of the targeted activist. The last step was to present our informative (but not wordy) posters to our classmates.

It was a long yet meaningful module. We started by learning about the different types of discrimination and human rights, and then proceeded to reading biographies of three activists, Martin Luther King Jr., Cathy Freeman and Gandhi. Actually, we got to know more activists than the above three, as we were asked to research information and write about different famous people in our writing lesson.

Here are some of the nice posters that we made:






Original Name: William Felton Russell
 Height: 6'10"
 Born: Feb 12, 1934 (Age 80) in Monroe, Louisiana
 College: University of San Francisco
 NBA Debut: December 22, 1956
 Hall of Fame: Inducted as Player in 1975 (Full List)
 As Coach: 8 Yrs, 341-290, 540 W-L% (Full Record)
 As Executive: OKC/SAC franchises, 1973-1989 (Full Record)


Who is he?

• legendary basketball player
 • Five Times NBA Most Valuable Player, all championships in 13 seasons, gold medal winner at the 1968 Summer Olympics
 • First African American player to achieve superstar status in the NBA
 • also a great activist advocating racial equality




What has he done?

He actively promoted racial harmony and outspoken to stand up for the rights and dignity of the blacks. For example: Marched with Martin Luther King Jr. supported him. refused to play a scheduled game because the restaurant refused to serve the black Celtics



Bill Russell
 THE GREAT
 ACTIVIST



His Achievement

• awarded Sportman of the Year in 1968 for he is an athlete with social conscious
 • awarded the Presidential Medal of Freedom by Barack Obama in 2011

alala
 ousofzal

EVERYONE
 HUMAN
 RIGHTS
 EQUAL
 PROTECTION
 ENTITLED

Malala was born in 12 July 1997, (who is a Pakistani activist for female education and the youngest-ever Nobel Prize recipient). And is known mainly for human rights advocacy for education and for women.

STOP
 5 Incredible Facts You Need To Know About Malala

- She's the first recipient of Pakistan's National Youth Peace Prize.
- She survived getting shot in the head by the Taliban.
- She pushed a bike to school.
- She has her own band.
- She has her own funeral.

3 Quotes Of Malala

- "All I want is an education, and I am afraid of no one."
- "Let's remember - One book, one pen, one child, one teacher can change the world."
- "Let us make our future now, and let us make our dreams tomorrow's reality."

2 Uncommon Facts About Malala

- Enjoyed American pop culture
- Malala likes "Lily Beth" the "Twilight" movies and the cooking show "MasterChef"
- Malala is an admitted fan of the pop star, Justin Bieber and the two times with each other, hope to eventually meet in person.

STOP DISCRIMINATION NOW!


EDUCATION

HUMAN RIGHTS

EVERY HUMAN HAS RIGHTS

EQUALITY


July 4 Independence Day



Thomas Jefferson

Born: April 13, 1743

Dead: July 4, 1826





Childhood:

- very tall, nickname: tall Tom
- he love to play music
- he love to read Shakespeare

Conclusion:

Jefferson was a giant in many fields. A great statesman, he was the third President.





Presidency:

He was the third president of United States at 1801. At 1804, he was re-elected president.

Contribution:

He was the man who wrote the Declaration of Independence. This paper announced the birth of the United States in 1776. Its stirring words, such as "all men are created equal," have inspired people for more than 225 years.

EPA

November 10-14 was a great day for our **Grade 3 & 4** students. All **Grade 3 & 4** classes gathered at the school hall from 10-13th November 2014 and on 14th November 2014 in the covered playground 'A' to participate in a wonderful performance. Their performances were amazing! They were just like real rappers, singing and dancing confidently.

All our **Grade 3 & 4** students really did a great job and they tried their very best to make English Week a success.

The students were really proud of what they did.

I think the audience had a great time with them! The audience could not stop clapping and cheering for their buddies' great acting and singing and dancing.

The use of English Language is very important among school children. English Week gives our students the opportunity to enhance their speaking and listening skills.

Therefore, children must not only practise the language during *English Language* or **EPA** lessons, but also in every conversation regardless of place and time. EPA shows how fun learning English is!



An Interview with Mr Lee Kah Wah

By Allison Au and Felicity Wright, 6B

A&F: Why did you choose to be a PE teacher?

Mr. Lee: I chose to be a PE teacher because of 2 reasons. First, I like track and field and second I love kids 😊

A&F: Do you enjoy teaching ?

Mr. Lee: Of course I do! Teaching kids is something I really love and it is very enjoyable !

A&F: You like teaching students but do they enjoy your lessons?

Mr. Lee: How do I know? You can ask my student over there.

(We then went over to a secondary student)

A&F: Do you enjoy Mr. Lee's lessons?

Secondary Student: Of course I do!

(Mr. Lee was standing right next to her, so MAYBE she only said that so as not to hurt Mr. Lee's feelings)


A&F: In track and field, which event is your favourite?

Mr. Lee: My favourite event is the triple jump, it is like long jump but slightly different.

A&F: Thank you for your time.

Mr. Lee: Okay, let me get back to my work.

Sequence for Triple Jump



HOP must take off and
land on same foot

STEP must land on
opposite foot

JUMP must land in
the landing area

Around CAMPUS



G3 BOOTH DAY



Christmas



LEARNING ABOUT LEAVES



tense



Presentations

Christmas

Show