

Primary English Newsletter (PEN)

November 2016 Issue 2

At a Glance

Most of the grade levels are half way through Module 1 and they are learning some interesting topics.

The Grade 1's have been learning different parts of speech. Grade 2 and 3 students have been working on festivals and shoes around the world respectively. Grade 4's have been learning how to be a great detective while Grade 5's had a good time learning how to disguise themselves as part of their spy learning unit. Grade 6 students have been reading articles about the important activists in history like Cathy Freeman.

Our feature teacher for this issue is Teacher Rebecca. Let's find out more about her!

English Week

English Week will run from 14th November to 18th November. There will be a series of performances. Look out for photos of English Week in the next issue of PEN!

Welcome back to school!

I hope you all had a good and restful mid-term break! Some of the students told me that they traveled to different places like China, South Korea and Thailand during the break. There were also a number of students going to Japan. They found that the place was full of Halloween decorations – brightly colored pumpkins, creepy-looking witches and spooky skeletons. Children dressed up in costumes and went trick-or-treating everywhere. People have lots of fun during Halloween every year; however, have you ever wondered why people celebrate Halloween?

Several thousand years ago, people showed gratitude to the God of Harvest during a festival called "Samhain" (pronounced "sow-in"). During that period, the spirits of the dead could return to life and mingle amongst the living.

To avoid any potential contact with the spirits, people put on masks, animal skins and frightening disguises to make them look as scary as possible. People started wearing costumes on Halloween since then.

It is hoped that you now understand Halloween is more than just costumes and candy, it is a festival that has a rich history!

Teacher Phoebe



Grade 1

Time flies and we have learnt a lot in this month! We can now tell a noun is a naming word and a verb is an action word. We have just learnt what an adjective is too!



We will try our best to use some adjectives in our writing. It will be a lot more interesting! ☺

Gallery Time

Sylviaim



huget



a ngr y



cute



Ailly

colourful



charlie

Strong

EVACE



lovely

Grade 2





In our module “Festivals around the World”, our grade two students are learning to appreciate how different cultures and traditions celebrate the many special occasions happening throughout the world. They are also taking more notice of the important dates marked in a calendar too; so they can find out when a festival or holiday is happening in Hong Kong and elsewhere.

Our grade two students have found out as well the English alphabet can represent the festivals/special days around the world, from Aprils Fools to Zanzibar Day.

With all this information on hand, our students will be creating their own festivals very soon. All the grade two English teachers are eagerly waiting to know more about the new festivals that may one day be on our calendar.

Let’s look forward to all the celebrations next month.

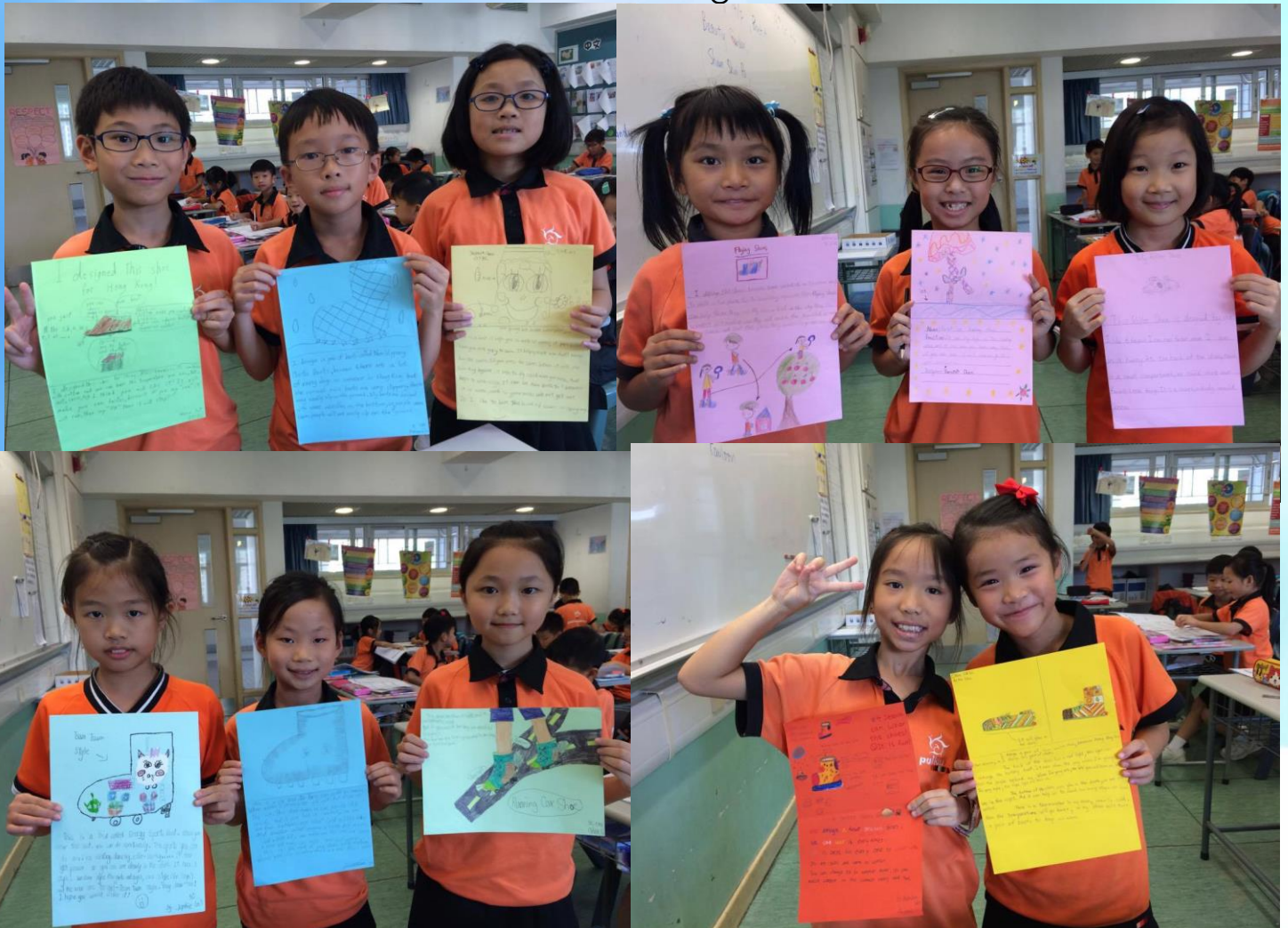


G3 English

Shoes Around the world

Our Grade 3 students are learning about different countries in module one. They learned about culture and customs of Brazil through the first reader. They learned about how different weather and culture change the way people dress in different country.

They come across different shoes around the world when they read "Shoes around the world". In this learning activity, students had to brainstorm a kind of shoes they could wear in Hong Kong. Here are some of their new designs.



Grade 4

What makes a great detective?

This is one of the many interesting things that the G4 students are discovering in the exciting module of Mysteries and Monsters.

In chapter one of Sir Arthur Conan Doyle's mystery, 'The Sign of the Four', Sherlock Holmes tells us what he takes to be a great detective like himself:



"He possesses two out of the three qualities necessary for the ideal detective. He has the **power of observation** and that of **deduction**. He is only wanting in **knowledge**; and that may come in time."

Basically, you need to be able to spot the clues, use your knowledge and intelligence to put the clues together and draw the correct conclusions.

Do you have the qualities to be a great detective? Have a look at the two mysteries and see! 😊

Mystery 1:

A detective is investigating an oil smuggling organisation when he suspiciously disappears. The police go to the detective's last known location and find a note written in code:

710 57735 34 5508 51 7718

The police know that the boss of the criminal organisation is responsible for the disappearance of the detective and have three suspects: John, Bill and Todd.

Can you work out who the boss is before it's too late for the detective?

Mystery 2:

The police are called to a grand mansion after a man was found murdered on Sunday. After looking at the body the police discover that the man had been murdered between 9am and 9.15am. They question everybody who had been at the house at the time to find out where they were. The wife says she was sleeping, the cook says he was preparing breakfast, the maid says she was collecting the mail and the butler says he was polishing the silver for afternoon tea.

After listening to the stories, it takes only minutes for the police to spot the lie and know who the murderer is.

How quickly can you solve this mystery?

Need a hint:

Mystery 1 – Try looking at the case from a different angle.

Mystery 2 – You can do that on a Sunday?!

Answer 1 – Turn the number upside down; it reads: Bill is boss he sells oil.

Answer 2 – the maid; we don't get mail on Sundays.

Grade 5

Our Grade 5 students are currently studying the module “Secrets and Spies”. They have learnt how to disguise themselves and how to encode and decode secret messages in different ways. They also learnt to use imperatives to give instructions in the form of procedural writing. The purpose of a procedure is to tell the readers how to do or make something. Let’s have a look at some of the brilliant work!

Remember to:

- use imperative verb forms (simple present tense), e.g. **Take** the shovel and **dig** under the tree.
- use numbered or step-by-step directions, i.e. **First**, **Second**...

MAP

Mark the dead drop with an X.

Title: Directions for The Secret Message

Materials: running shoes, torch, compass

Steps: First, ~~start~~ from Pui Kiu College, head east to the mighty Mount Everest.

Second, climb to the top of Mount Everest and get a pair of running shoes.

Third, run with all your might through Zombie City in case the Zombies come out (wear the running shoes).

Fourth, find a torch in Ghost Mountain. (be careful for the ghosts)

Fifth, head west to Walk on Death.

Sixth, go through Walk on Death, there will be vampires.

Seventh, travel south east to Fooling Desert.

Eighth, look out for the fools from the desert.

Ninth, go to the cave and use the torch to find the secret message because the cave is very dark.

Finally, read the message.

Brilliant! ☺

Remember to:

- use the imperative form of the verb (simple present tense), e.g. Hide behind the fence
- remember to use numbered, step-by-step directions, i.e. First, Second...

MAP

Directions for Finding Document X

Materials:

- a compass
- a map

Steps:

First, smile into the house using the front door on the west side.

Second, walk through the door in the east, it is the

13

kitchen, cautiously

Third, take the special jacket that is next to the washing machine, it'll keep you away from the thermal camera.

Fourth, wear the jacket and walk out of the kitchen cautiously.

Fifth, skulk out to the living room and duck behind a chair quickly.

Sixth, creep to the chair nearest to the hallway to the bedrooms.

Seventh, run into the hallway and turn right.

Eighth, grab the document, it is under the bedsheet and in the middle of the bed.

Ninth, find the way back out. Brilliant

Tenth, your mission is accomplished!

Student's Checklist

| | |
|--|-------------------------------------|
| Did I <u>highlight</u> the imperatives? | <input checked="" type="checkbox"/> |
| Did I use numbered, step-by-step directions? | <input checked="" type="checkbox"/> |
| Did I use punctuation correctly? | <input checked="" type="checkbox"/> |

A Star I love that you

- * highlighted the imperatives (✓)
- * used numbered, step-by-step directions (✓)
- * used punctuation correctly (✓)

Other comments:

A Wish Next time ... I love that you used various imperatives to enrich your writing. Keep it up. ♥

14

To allow students to apply what they have learned in the lessons, they are going to have an interclass Disguise Game too!




Grade 6

In our first module, “Different People, Same World”, the Sixth Graders have been learning about the different forms of discrimination and their effects on people and society. They have been reading up on important activists throughout history, including Dr. Martin Luther King, Jr., Rosa Parks and Cathy Freeman.

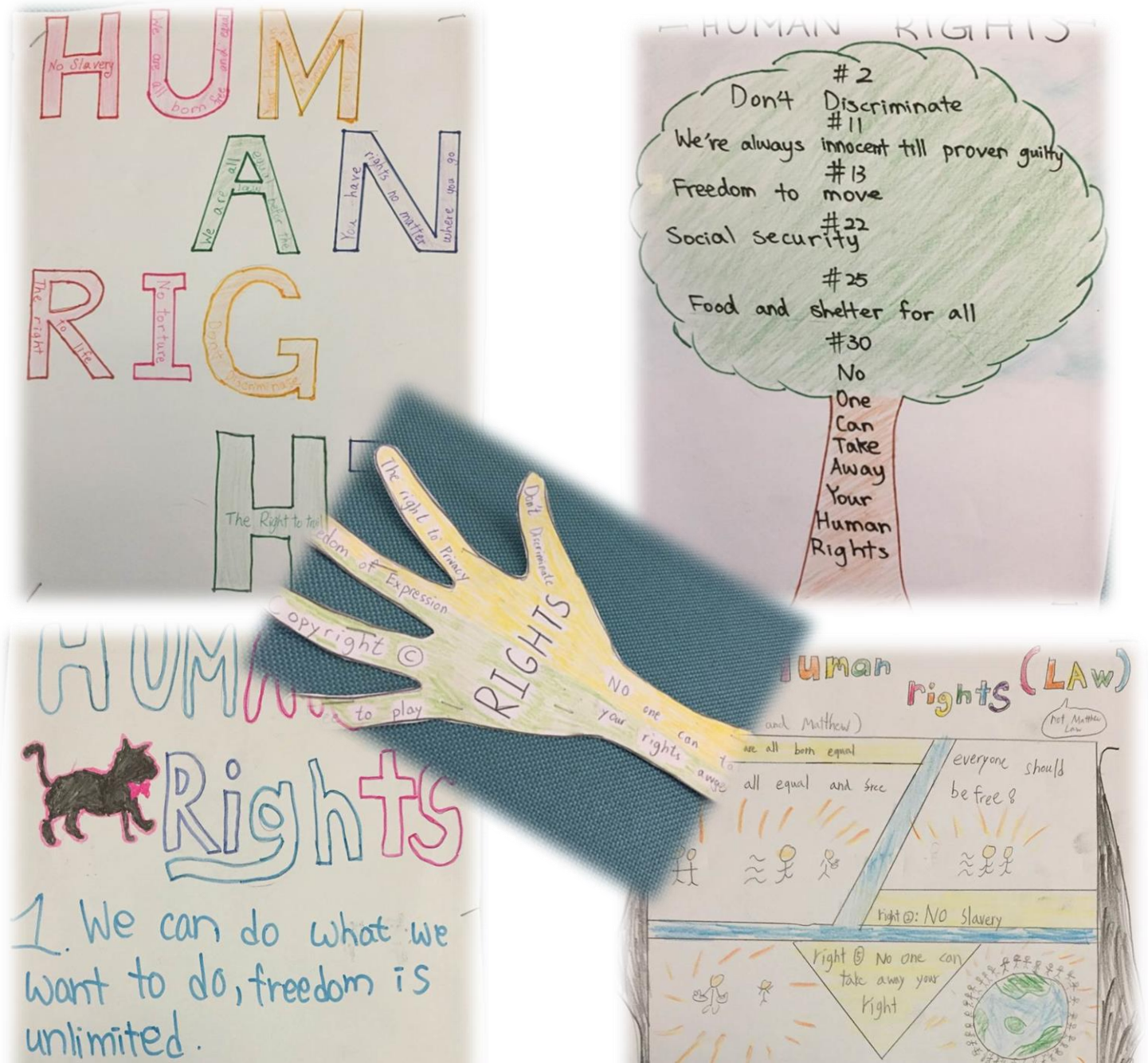
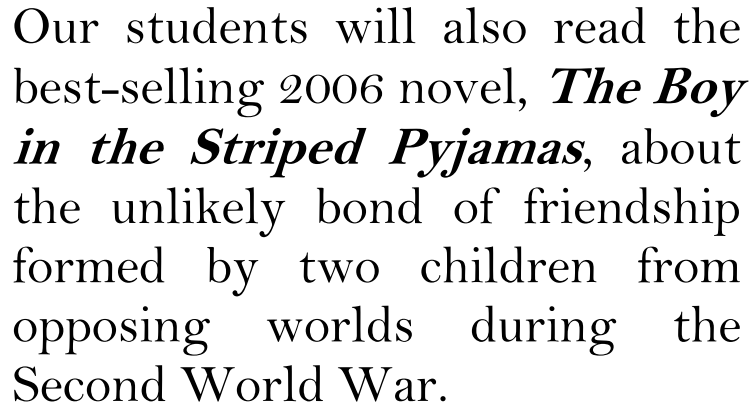


Frequent discussions on equal rights, justice and tolerance have been very popular in our lessons. We've explored how discrimination is experienced through ignorance about gender, age, race, religion, culture, disability, and other differences that make our world so diverse. The students have even given presentations on their understanding of Human Rights and Children's Rights.



Other highlights of this module so far include poster designs and learning the classic Michael Jackson anthem on self-reflection and responsibility, "Man in the Mirror" (1988).





Grade 2 EPA

Our grade two students had lots of fun exploring different festivals around the world in EPA lessons. Enhancing what they learn in their English modules, students have chances to sing and dance in songs that celebrate different festival. In the first few weeks, students were learning how to make tableau for different festivals. Here are some interesting creations done by our grade two students. Let's see if you can guess which festival they are acting as:





Our Grade two students have different experiences on creating their festival in class. Sometimes they work as a pair, or in a small group, sometimes they will do actions and movement together with the whole class. Here are some happy acting moments.

Answer:

A: CHINESE NEW YEAR

B: DRAGON BOAT

C: TEACHER'S DAY

meet

Teacher Rebecca

a little about me

Hello, I am Teacher Rebecca and I'm so pleased to be a part of the Pui Kiu College community this year. I grew up in Sydney, Australia, my home city. Some famous attractions you may know from there are the Sydney Opera House, Bondi Beach and the Harbour Bridge. It is a wonderful city to live in with unique wildlife and beautiful sandy beaches. I hope you can visit one day! However, this year I am very excited to be living and teaching in Asia's most vibrant city, Hong Kong.

I am the first teacher in my family and I have known that I wanted to be a teacher since I met my year 4 teacher Mrs. Bawtree. She was so enthusiastic about what she taught and instilled a love for learning within me. I hope to do the same for every student.

We are all lifelong learners. C.S. Lewis once said, "You are never too old to set another goal or to dream a new dream." My goal is to instill the tools and passion needed for each and everyone of my students to achieve and dream both today and every day.



my favorites

Book: "Oh, the Places You'll Go!" by Dr. Seuss and the Harry Potter Series by J.K. Rowling

Sport: Football

Colour: Pink

Food: Japanese

Season: Summer

Hobbies: Reading, Traveling and Hiking

Animal: Alpaca

Flower: Sunflower

Subject: English, PE

PHOTOS AROUND CAMPUS

