

Primary English Newsletter (PEN)

December 2016 Issue 3

At a Glance

This month's Writers' Corner features the Grade 6 and their awesome writing. They all became news reporters and wrote about an important woman in history to fight for racial equality. Most of the grade levels are finishing up Module 1 and soon Module 2 will be underway.

Our feature teacher for this issue is Teacher Adeline. How is she related to Powerpuff Girls? Let's find out!

In the EPA section, the Grade 3's and 4's have just finished their performances in the English Week. Both students and audience were delighted to be involved. Remember to have a look at the photos of the English Week!

You will soon see ornaments, stockings and different kinds of decorations fill the classrooms. You can smell...CHRISTAMS...everywhere! Time flies! How quickly we have been in our new class for nearly 4 months. We have almost come to the end of this year as well!

What does Christmas mean to you? Loads of presents and a long holiday? Indeed, the notion of 'Christmas' means differently to different people. Traditionally, Christmas is a religious holiday to commemorate the birth of Jesus Christ; many people choose to attend Church services at this time of year. Nowadays, people celebrate Christmas by having Christmas parties, sending gifts or cards to the others or putting up Christmas decors. No matter what your plan is, remember to spend time with your loved ones because Christmas is about loving and caring!

At last, I would like to share with you a poem about Christmas. Enjoy~

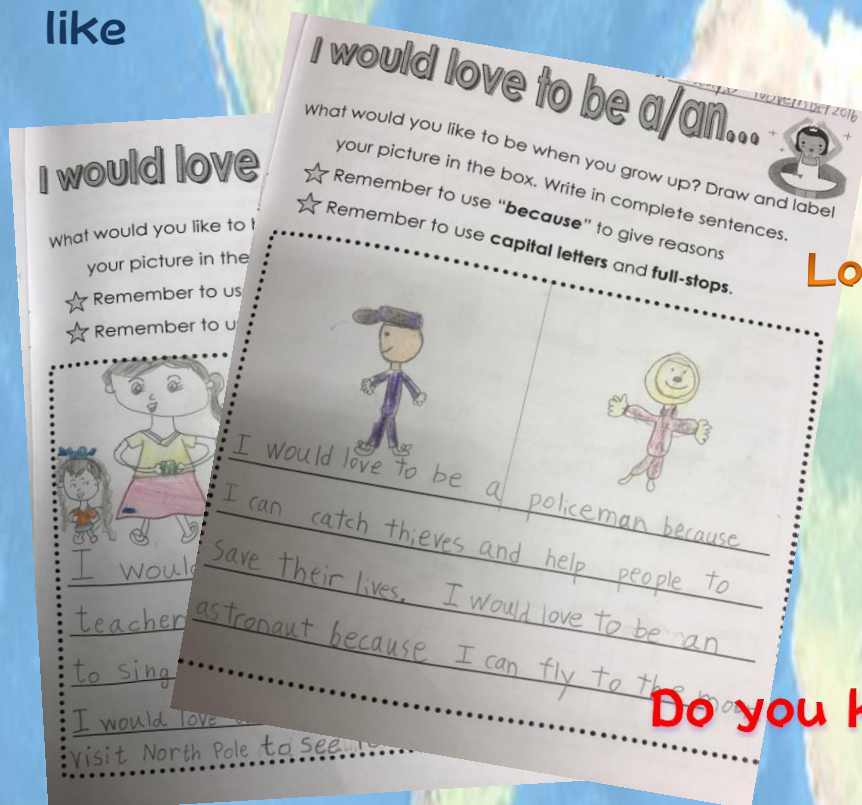
*The merry family gatherings –
The old, the very young;
The strangely lovely way they
Harmonize in carols sung.
For Christmas is tradition time
Traditions that recall
The precious memories down the years,
The sameness of them all.*

Teacher Phoebe



Grade One

Our Grade One students are learning about people who have different occupations. They have learned about some common jobs through doing various activities, such as listening to a story about people in the town, playing riddle games and writing about the occupations that they would like to do in the future.



Look at our writing!

Do you know who I am?

I cook delicious food in a restaurant.

I am a _____. (ecfh)



I look after sick people in a hospital,

I am a _____. (rctodo)



Grade 2

Our second graders have just wrapped up the first module: “Festivals Around the World”! During the past few months, students had been immersed in the festive atmosphere. From spooky Halloween to the heart-warming Thanksgiving. They also had a little taste of Bollywood dance when they learnt about the spiritual Diwali!

To celebrate their learning outcomes, students create a new festival in their module-end project. Let’s take a look at the festivals students created!

Let’s celebrate “10 Dreams Festival”,
“Sweet Day” and “Recycle Day”!



“Elder’s Day”, “Ball Day”
and “Global Pet Care
Festival “! We can’t wait!



“Rainbow Festival”, “Balloon Festival” and “Family Day” are so fun!



Please pay a visit to the G2 classrooms, our second graders would be so excited to give you more details about those fun and loving festivals!



Grade 3

IT'S PROJECT TIME

We are approaching the end of Module 1 and that's why our Grade 3 students are busy working on their project. In their project, they need to make an information board about a country that they are interested in. Afterwards, they have to discuss with their group members and choose a few sub-topics to be included in the information board, including the landmarks, special plants and animals, games and sports that children play and the festivals of the country.

Except for the information board, the Grade 3 students will also prepare games for the others to play. The participants will have to answer some questions based on the information listed on the aboard. It's going to be fun!!!

Now, let's have a look at some of the Grade 3's work.





GRADE FOUR

Fabulous Creature

Hi! Nice to meet you all again! This time we would like to bring you to a world where the “Fabulous Creatures” live. Do you believe that they really exist? Well, the fourth graders were having a lot of fun when exploring into the characteristics and lives of these creatures in Module One.

The pictures below are fabulous creatures created by the students out of their imagination and creativeness. Apart from that, they had to give “their creature” a name and briefly describe its life.

Grade 5



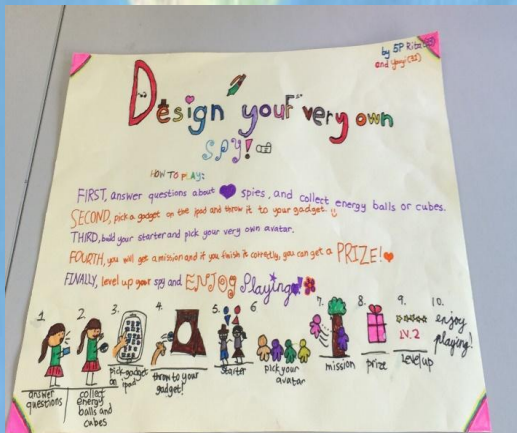
To consolidate what has been learnt through module one: secrets and spies, all grade 5 students will use the knowledge gained on the topic and their own creativity to come up with a new and exciting board game to challenge their peers.

Currently, grade 5 students are busy designing and perfecting their board games, before they showcase their work and teach their classmates how to play their board game.

We are all looking forward to testing out these new games very soon and finding out if there are potential board game designers in our grade 5 classrooms.

Let's see their work so far.

Grade 5 Project Work



Grade 6

In Module One, the Grade Sixes are learning to write news articles in their writing lessons. For most of us, we read newspaper almost every day. However, do you know the different parts of a news article? Take the quiz below to check your understanding :)

Match the different components with their definitions.

1. headline	() tells the readers who wrote the article.
2. by-line	() appears at the top and gives the readers a hint about what the article will say.
3. lead	() is an eye-catching picture that best represents the article.
4. main body	() the first paragraph to a news article.
5. quotes	() are opinions and statements given by important people related to this article.
6. photographs	() is a simple sentence that describes the photograph.
7. captions	() gives the reader more details. The 5 Wh-question words, as well as “How?”, are answered.

Let's take this news article as an example, this is how the different components are in place:

Label the different components of a news article.

headline

by-
line

Ethnic minority students missing out because of lack of Chinese

SCMP Reporter Shirley Zhao writes about a new study on ethnic minority students.

lead

Thousands of Hong Kong students are trying to find other places to study because they could not enter university. However, many of these students who are from Hong Kong's ethnic minorities are left with zero choices. A new study published yesterday has found that ethnic minority students who don't speak or write Chinese are not suitable for 70% of non-degree courses.

main
body

The study said a lack of Chinese learning in primary and secondary schools was the reason. Even students who could only speak Chinese, but not write, missed out on 50% of courses. Therefore, non-Chinese-speaking students cannot study what they love, or get high-paid jobs or receive any work at all. The study is conducted by Unison, a group that fights for minority rights.

photo-
graph



caption

Little choice for ethnic minority students in Hong Kong.

quotes

"Unfortunately, Hong Kong education discriminates against students who don't read or write in Chinese," said Ms. Phyllis Cheung, the Executive Director of Unison. "Many local businesses don't have enough workers but the government doesn't give them a chance." City University student Mr. Kham Limbu, who moved to Hong Kong from Nepal at age four, said many minority children go to schools where there are few Chinese children. So, it would be impossible to practise speaking in Chinese.

The government introduced some plans to help minority students to improve their Chinese, but reports say these plans are not enough. Without more support, these ethnic minorities will continue being one of the poorest residents in Hong Kong.

Adapted from an article published on 11th August, 2013 in the *South China Morning Post*

The news article above is taken from the Grade 6 Writing Journal Book 1. There is a well link between the writing topics and our module theme. For example, the students are required to write news articles about the arrest of Rosa Parks because of her refusal to give up her seat to a white man in 1955. Also, they are asked to write about the famous speech, “I Have a Dream”, of Martin Luther King Jr. in 1963. In this way, not only can students practise their writing skills, but also consolidate their understanding of the module content. Keep working hard, our Grade Sixes!

Answers ☺:

Headline- appears at the top and gives the readers a hint about what the article will say.

By-line- tells the readers who wrote the article.
--

Lead- the first paragraph to a news article.

Main body- gives the reader more details. The 5 Wh- question words, as well as “How?”, are answered.


Quotes- are opinions and statements given by important people related to this article.

photographs- is an eye-catching picture that best represents the article.
--

Captions- are simple sentences that describe the photograph.

Teacher Feature

Teacher Adeline



People around me say that I look like a cartoon character, *Buttercup*, in Powerpuff Girls. Do you think so?

Dear all,

Hi, there! This is Teacher Adeline. I'm really excited to teach at Pui Kiu College. This year, I'm teaching English and English Performing Arts classes. It is a *memorable and wonderful experience!*

You may wonder why I want to be a teacher. Here's the story. I followed my family to Australia when I was a small kid. By then, I barely knew any English and it was difficult for me to communicate with others, let alone to learn all subjects in English. Fortunately, there were *extremely helpful and patient teachers to give me guidance*. Hence, I picked up English quite fast. This *inspired me* to become a teacher so *I support and assist students in learning*. In addition, I always enjoy teaching as it provides me with a *sense of satisfaction*. It's *great to see students making progressions*.

I'm very glad to be a member of the Pui Kiu family. This is a place where the *east meets the west*. We can easily find a mixture of eastern and western culture here. Students are *smart and creative*. They are often exposed to a large variety of interesting materials. Also, they are *eager to learn*. The other day, I was teaching a sight word 'aim'. I made up a story that there was a burglar who broke into my apartment and stole my money. So I called the police and they aimed their guns at the thief. Before I could finish the story, there were students already raising their hands, asking if it was real. I'm really happy that they *show enthusiasm in learning*. I look forward to *more students showing great curiosity and eagerness to learn*.

Lastly, I would like to share my *motto*, '*Try your best, no regrets!*' with you and hope you would find it useful in applying it in your study too. This reminds me to do my very best in every single task so I won't look back with any regrets. More importantly, you may find out that *you can do beyond your limitation if you put all your effort in it*.

Good luck!

Teacher Adeline

Writers' Corner

Rosa Parks was Arrested in Montgomery, Alabama

*Written by Erin Zhou
(6B) in Montgomery, Alabama.*

In the morning, a black woman named Rosa Parks was arrested because she refused to give up her seat on a bus to a white man.

Rosa Parks is a seamstress in Montgomery, Alabama. In the morning, she got on a bus to work and sat in the front row of the section in the back. Later on, a white man got on the bus and then the driver told Rosa to give up her seat to him. However, Rosa refused to do so. In the end, she was arrested for refusing to stand up on the orders of the bus driver.

In the afternoon, Rosa Parks was fingerprinted in the police station. After being fingerprinted, Rosa Parks had an interview with our newspaper. "Some people aid that I did not give up the seat because I was tired," said Rosa in the interview. "However, that's not true. I did not give up the seat because I was tired of following these unfair laws."

The African Americans started to boycott in the evening. They decided not to take the buses no matter where they went. "I hope the laws will change," said Martin Luther King Jr., the leader of the Montgomery Bus Boycott in the meeting this evening.



Rosa Parks was fingerprinted in Montgomery, Alabama.

Black woman arrested for not giving up her seat in the bus


PKC News Reporter Niki Lam (6M) wrote about the blacks going against segregation laws.

A black seamstress named Rosa Parks disobeyed the bus driver's order to give up her seat and was arrested on 1st December, in Montgomery, Alabama.

On 1st December, Rosa Parks got on a bus and sat on the first row of the section in the back of the bus. A white man then got on the bus. There were no seats on the bus, so the driver asked Rosa to give up her seat to the man. But she did not move.

The person who was involved in this incident, Rosa Parks, said, 'People thought the reason why I didn't give up my seat was because I was tired. But actually I was not tired physically. I was tired of giving in.'

When the black citizens of Montgomery found out that Rosa was arrested, they were outraged. The boycott, where people stop riding buses, is led by Martin Luther King Jr. People support the boycott by walking or carpooling.



Rosa Parks' s refusal of seat moving ended bus rider segregation rule

PKC News Reporter

***Hebe Chan (6C) wrote
about Rosa Parks' s
refusal of giving up her
seat.***

Rosa Parks refused to give up her bus seat to a white man. News of her arrest sparked blacks' bus riding boycott led by Martin Luther King Jr. The Supreme Court ruled Alabama could no longer segregate bus riders.

Rosa Parks took a bus seat in the first row of the back section reserved for blacks. She refused the bus driver's order of giving up her seat to a white man on 1st December, 1955 in Montgomery, Alabama. "He told me he would have me arrested. And I told him he may do that," said Rosa Parks.

News of Rosa's arrest spread quickly. Martin led the bus boycott that lasted for a year. Black people across the city stopped riding buses by walking or carpooling.

After the boycott ended in victory for the African American community, the Supreme Court ruled that Alabama could no longer segregate riders on buses.



Rosa Parks was fingerprinted.

Black Woman Sparks

Revolution

PKC News Reporter

Ryan Yau (6P) wrote

about the women's

protests.

In 1955, a history-making moment occurred in Montgomery, Alabama. One black woman defied the law for equal rights. Her actions sparked protests and fights against inequality.

This woman was called Rosa Parks. She was a seamstress from Montgomery, Alabama, who rode the bus to work every day. She was arrested on 1st December 1955.

On that day, Rosa Parks got on the bus to go to work as usual. She sat in the first row of the "coloured" section. After a few stops, a white person got on the bus. Unfortunately, the "white" section was filled with people so there was no seat for him. When the bus driver discovered this, he told the people in the first row of the "coloured" section to move to the back of the bus so the white person could sit. However, Rosa Parks refused to move. She was arrested under the segregation laws.

Rosa told reporters, "He wanted to know if I was going to stand up, and I him I was not. And he told me he would have me arrested. And I told him he may do that. And of course, he did."

Her brave actions lead to Martin Luther King leading many peaceful protests, such as the boycott against the Montgomery City Bus Company. Black people walked to work instead of riding the bus and the bus company suffered many losses. In the end, laws changed and there was no more segregation on buses anymore.



Rosa Parks was arrested after refusing to give up her seat on the bus.

EPA

Our first English Week ran from 14-18 November this year. All Grades 3's and 4's gathered at the school hall and performed. There were a variety of performances including singing, dancing and acting. They all did an amazing job and performed confidently on stage. The audience could not stop clapping and cheering for the performers.

Now, let's have a look at some of the wonderful moments of the English Week.



DANCING

SINGING



ACTING



Around the Campus

