

Primary English Newsletter (PEN)

May 2017 Issue 8

At a Glance

Take a look at the following questions and try to answer them after reading. You have to read each entry carefully to get the correct answers for all the questions.

Are you ready?

Q1) Which side of our brain helps us calculate?

Q2) What is the color of the “Hot Lips” plants?

Q3) What is the remaining wonder of the Seven Wonders of the Ancient World?

Q4) What did the G3 students do in “Peter Woo Amphitheatre”?

Q5) How many planets are there in the Solar System?

Q6) Which two grades were performing in the English Week?

Don't forget to read the New Zealand Travel Journal by two of the participants.

This is already the second last issue of PEN for this academic year. All grades are already on the last module and we are not far from the biggest challenge of the year – the Year-End Assessment! How can we better prepare ourselves for it? Here are a few tips:

a) Start studying early

Remember not to start revising until the last minute. Give yourself enough time to re-read all the materials and notes you have. Setting up a revision timetable also helps you use your time more efficiently.

b) Ask your teachers or parents for any parts that you don't know

Go up to your teachers or parents if you come across with any problems while studying. They are more than willing to help.

c) Use charts and diagrams

Present the important ideas on paper using charts and diagrams because visual aids help you remember better.

d) Organize your study space

Check if you have cleared all the unnecessary items on your desk, such as toys, tablets and magazines.

e) Stay healthy

Drink plenty of water; consume brain food such as fish, fruit and eggs; and most important of all, get enough sleep.

“Success is the sum of small efforts, repeated day in and day out.” Let's start working for the Year-End Assessment today!

Teacher Phoebe

GRADE ONE

Three! Two! One! Blast off! Our Grade One students explored the last module of this academic year with an exciting topic “**Space**”. At the beginning of the module, students learnt about what causes day and night by doing an experiment. After they learned about the eight planets in the Solar System, they started to write riddles about their favourite planets. Let’s have a look at them!

It is the sixth planet from the sun.

It is very cold.

It has beautiful rings.

The rings are made of rocks and dust.

It doesn’t have gravity and oxygen.

There is no place to land on.

It is very shiny.

What is it? (rtansu)

It is the eighth planet from the sun.

It is a gas giant.


It is covered by dark blue clouds.

It has storms.

It has no gravity and oxygen.

It spins slowly around the sun.



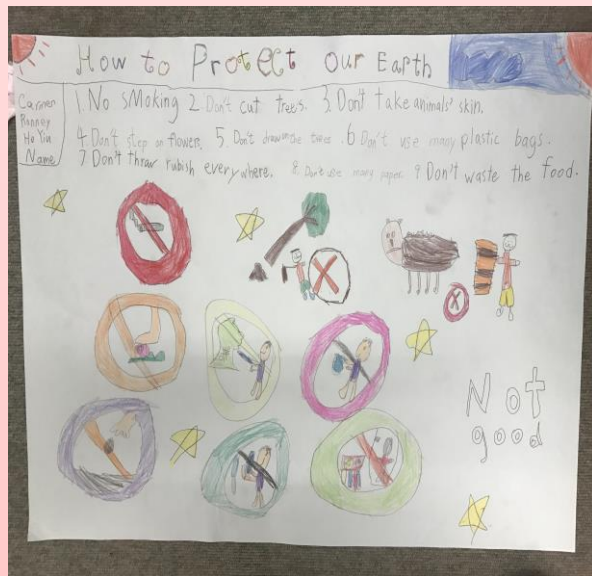
What is it? (nteupne)



It is the third planet from the sun. This is the only the planet that has oxygen and living things. It has beautiful lands, oceans, trees, flowers and animals. It is our home!

What is it? (rehta)

Our little ones also have learned that Earth is our home and we have to take actions to keep it nice and clean! Let's look at their beautiful posters about how to protect our planet Earth.



GRADE TWO

Our second graders have been going through an exciting journey of exploring our amazing human bodies! They learnt about different body parts and internal organs. Among all, the brain is definitely the most fascinating one! It is the boss of our body and it controls everything!

Interesting facts about the human brain

- Do you know that your brain has around 100 billion nerve cells?
- It also has 1,000 billion other cells, which cover the nerve cells and the parts of the nerve cells which form the links between one cell and another, feed them and keep them healthy.
- Your brain keeps on growing until you are about 20 years old. By then the brain has made lots of links which it no longer needs so it is able to shed any unwanted connections and still have billions of brain cells left to cope with whatever you may want to do. You can still make new connections even when you are 100 years old, so get Grandma going on the computer - she may not learn as fast as you but she can do it!
- The front of the human brain is larger than any other animal's, even the dinosaur's!
- The left side of your brain is usually better at problem solving, maths and writing.
- The right side of the brain is creative and helps you to be good at art or music.
- The brain stores all sorts of things in the memory including facts and figures and all the smells, tastes and things you have seen, heard or touched.
- The adult brain weighs about 1.5kg.





Looking after your brain

Your brain is protected inside your skull and is cushioned by cerebral-spinal fluid but could still be damaged if your head is hit or bumps into something hard.

- Always wear a helmet if you are riding a bike, scooter or skateboard.
- Always wear a helmet for sports where you could be hit or fall, e.g. baseball or horse-riding.
- Never dive into water unless you know how deep it is. (Your brain should let you know that this is not a smart thing to do.)

Apart from making sure that you don't injure your brain, you can also make sure that you help your brain by:

- Eating healthy food like fish and fresh vegetables.
- Exercising your brain by learning new things and trying to remember them.
- Getting plenty of sleep.

(<http://www.cyh.com/HealthTopics/HealthTopicDetailsKids>)

Our Grade 2 students have made very fancy brain hats! Let's have a look! =)



They also had fun doing the skeleton dance! Come join them!

♪ Dem bones, dem bones, dem dancing bones.
Dem bones, dem bones, dem dancing bones.
Dem bones, dem bones, dem dancing bones.
Doin' the skeleton dance. ♪



Grade Three

Our 5 senses

Human beings have 5 senses - sight, hearing, taste, smell and touch. The senses usually work together to give us a clear picture of the things around us; and therefore, they allow us to feel and enjoy our world.

Our Grade 3 students are learning to use the 5 senses and put them into a new text type – Descriptive Writing. It is used to describe a scene or a picture to the readers.

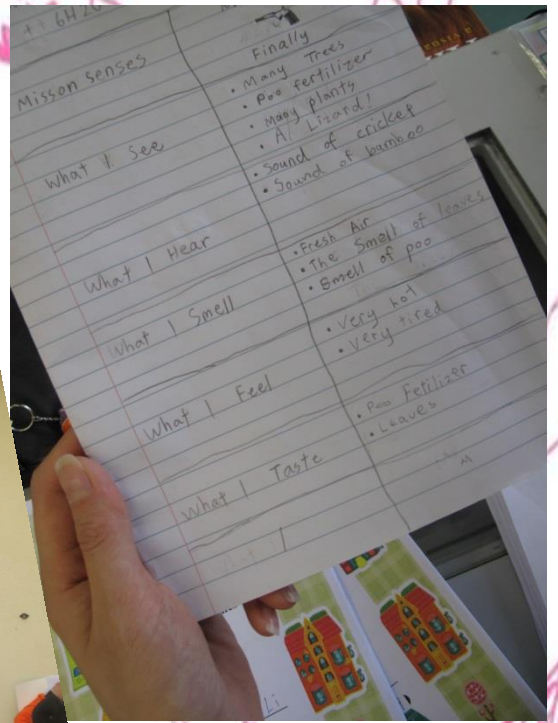
A good piece of descriptive writing can make the writing come alive and engage the readers. Consider the 2 sentences below. Which of the following sentences helps you see the picture in your mind better?

The turkey tastes good.

The skin of the turkey turns a perfect golden-brown color. The meat was moist and tender. The scent of the sweet apple stuffing fills the room.

The Grade 3 students have been trying to incorporate sensory details into their writings. Before they started to work on their descriptive writing, they went to “Peter Woo Amphitheatre” to see, hear, taste, smell and feel the environment there.

Let's have a look at what they were doing on that day~



Grade Four




Rainforest layers

Smooch! Have you seen “Hot Lips” plants before? Do you know it is in bright red? Do you know where it comes from?

Our fourth graders are currently having their Module 3 “Rainforest”. In the past few weeks, students have learnt facts of the rainforests. They worked on a research on rainforest plants in the rainforest. Students worked in groups to create a poster introducing interesting plants in each layer of the rainforest.

In the lesson, students shared the plants that they found from the research with their groupmates. They also discussed how the characteristics of the plants help them survive. Students did a fantastic job on the poster!






THE EMERGENT LAYER



THE CANOPY

THE UNDERSTORY

THE FOREST FLOOR



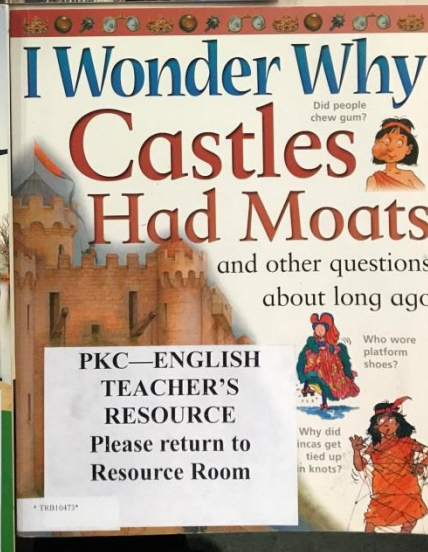


Grade Five

Conquering Middle Ages

This month has been an exciting month for grade 5 students! In their lessons, they have been tasked with exploring the wonderful history of the Middle Ages and everything to do with the medieval culture. Students learnt about the feudal system, the Black Death and enjoyed very much about the forthcoming of knighthood.

Between all the fun activities and the few entries in the Writing Journal, the students had to fight their way through the challenge known as the 3rd Assessment. With no surprise to anyone, everyone in Grade 5 did a wonderful job and faced this battle with a ferocious attitude and tenacity to match any knights in the Middle Ages.

Some Grade 5 students had the chance to visit New Zealand as part of the cultural exchange programme hosted once a year. They had a wonderful time experiencing the Kiwi culture and the people through a variety of activities like the Agrodome Farm Visit, Peachgrove Intermediate School culture exchange and even visited a modern Maori Village.




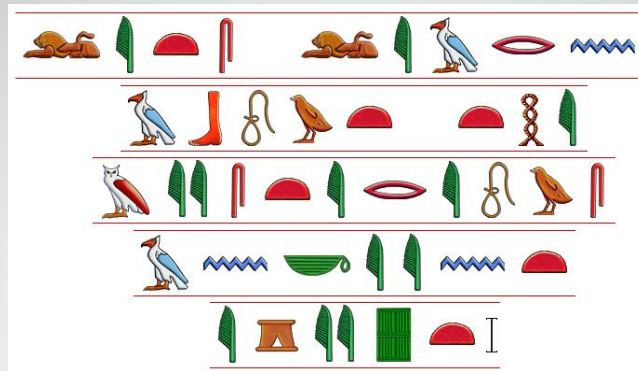
Grade Six

It's History Time!

Ancient Egypt

Upcoming, the Grade 6 students are going to learn about ancient Egypt in this module. What comes to your mind when you hear the term ancient Egypt? **Mummies? Pyramids? Seven wonders of the world?** There's much more! As the Grade 6 students are being brought to the ancient world, they are going to learn about the **Nile Valley civilization**, some interesting **values and beliefs of ancient Egyptians** and even the **mummification** of the bodies. Talking about mummies, the Grade 6 students get to **read a story** and **do a reader's theater** about waking a mummy in a tomb. What's more? They are going to **create a cartouche with hieroglyphs** and **perform a fun sketch** too!

Decode the following hieroglyphic sentence with the help of the keyboard below!



You may click the link below and create your own hieroglyphic writing with the typewriter!

Source: <https://discoveringegypt.com/egyptian-hieroglyphic-writing/hieroglyphic-typewriter/>

Answer Key: Let's learn about the mysterious ancient Egypt!



Do you know?

1. Hatshepsut was one of the female pharaohs in ancient Egypt. A fake beard was carved onto her statue. Female pharaohs wore a fake beard as they ruled in the identity of a male pharaoh to appear more powerful!
2. The Great Pyramid is the only remaining wonder of the Seven Wonders of the Ancient World. The others have all been destroyed!
3. Special jars are used to store the dead body's organs. Intestines, liver, lungs and stomach are stored separately in different jars!

(Adapted from "The Nile Valley civilization")

EPA

This month has been a great time for EPA. Grades 1 and 2 have spent many weeks preparing for English Week and now all that hard work has paid off. Ladies and Gentlemen, Boys and Girls, I present to you...English Week!

1C are presenting their wonderful
Nighttime and Bear Hunt.



Can you recognize all the animals in 1P's Animal
Rap?



Time for another Bear Hunt with 1P.



2M are Visiting Hong Kong and enjoying Fireworks.



Writer's Corner

Easter

Egg hunts are popular for children. There

Are children running around the yard.

Small chocolate eggs are hidden around the world.

The children like to eat colourful eggs.

Every shop sells chocolate eggs. You can see

Rabbits jumping out of the forest.



by Hok Yan
2W 19

Easter

Sophie

Sophie is short,
Ordinary like everyone,
Polly is her sister,
Happy every day,
In Pui Kiu, she smiles,
English is her favourite subject.

Sophie Cheung 2B

Chloe

Chloe sits beside Icy
Her younger sister is cute,
Learns in Pui Kiu,
On the school bus, she is happy,
Enjoy her life in Hong Kong.

Chloe Chui 2B

福
年年有餘
福

New year is an exciting and joyful festival
 Every child will receive a red packet with money
 We wear red and gold clothes with a big rooster on it
 Year of the rooster must be amazing
 Eat delicious and tasty food at night
 All people will buy beautiful flower in the market
 Red colour clothes you will see everywhere



By Trista Woo 2M

Acrostic poem

RESPECT

(By Ho Chun Sing)

Respect all people on the big Earth.

Everyone needs to know what is respect.

Some people do not respect others.

People should respect each others.

Each person needs to respect the huge Earth.

Children need to respect our lovely teachers.

Teenagers need to respect too!



By Ho Chun Sing 2C

New Territories


Sha Tin

to Tai Po
Cycling Tour
is one of the
best-known cycling routes in
Hong Kong. With beautiful
scenery along the way, it will
definitely be an unforgettable
bike ride.



The Big Buddha

Sitting 34
metres high
and facing
north to look over the Chinese
people, this majestic bronze
Buddha draws pilgrims from
all over Asia.



Must eat Dim Sum

It means
'touch your
heart' and with
as many as
150 items on a restaurant menu,
and 2,000 in the entire range, it
is a challenge to not find
something you love.



Seafood

Hong Kong's
seafood is
very fresh.
So fresh,
you can see it swimming
minutes before it's on your table.



THE PEARL OF ASIA



Aaron
2P
(4)

Hong Kong, officially the Hong Kong
Special Administrative Region of the
People's Republic of China. With
its unique blend of East and
West, old and new. Hong Kong
is one of Asia's top tourist
destination. Hong Kong is a
city of colour and contrast.

Hong Kong could be
divided into three parts:

- New Territories
- Kowloon
- Hong Kong Island



Hong Kong Island

If there
is only one
thing you can
do in Hong Kong, go to The Peak.
Info



Address: Mid-Levels, Hong Kong

Tel: +852 2844 0668

Website: www.thepeak.com.hk

Lan Kwai Fong

It is one of
Hong Kong's
most popular
nightlife hot spots and home to
over 90 restaurants and bars.
Info



Address: Central, Hong Kong Island

Tel: +852 9151 1711

Website: www.lankwai.com

Clock Tower Kowloon

Standing 44 metres
tall, the old Clock
Tower was erected
in 1915 as part of
the Kowloon
Canton Railway terminus.
Info



Address: Star Ferry Pier, Kowloon
Website: www.amo.gov.hk

Avenue of Stars

The Avenue
of stars pays
tribute to
the names that helped
make Hong Kong the 'Hollywood
of the East'.
Info







Address: Waterfront Podium Garden
Website: www.avenueofstars.com.hk

NEW ZEALAND TRIP TOUR 2017











DATE TIME	DAY 1	DAY 2
	APR 1 st	APR 2 nd
MORNING	PACKING... 	ON AIRPLANE 
AFTERNOON	PACKING... 	LANDED AND TOOK BUS TO HAMILTON 
EVENING	TAKEOFF TO AUCKLAND, NZ 	ARRIVED AT OUR HOMESTAYS 





DATE TIME	DAY 3	DAY 4
	APR 3 rd	APR 4 th
MORNING	We took a placement test and looked around the school. 	We had English lessons at Waikato Institute of Education with Teacher Yvonne and Teacher Margaret the first time. We formed two classes with 15 per class. 
AFTERNOON	We went to the Museum of Waikato and learnt about the history of Waikato. 	It was raining hard, so we went indoor rock climbing instead of the Hamilton Gardens. We had fun though. 

DATE TIME	DAY 5	DAY 6
	APR 5 th	APR 6 th
MORNING	<p>We had English lessons and learnt about the education system in New Zealand.</p> 	<p>We had normal school lessons and we watched the Hobbit movie.</p> 
AFTERNOON	<p>We visited a local school called <u>Peachgrove Intermediate</u> for students in our similar age group. They taught us some simple Maori, the native language of New Zealand.</p> 	<p>We travelled to <u>Hobbiton</u> where the Hobbit and Lord of the Rings movies were filmed. It was like a small village with tiny houses and living things.</p> 

DATE TIME	DAY 7	DAY 8
	APR 7 th	APR 8 th
MORNING	<p>We had classes as usual and learnt about local animals.</p> 	<p>We had no class as we needed to take a two hour bus to Auckland early in the morning. We arrived at <u>Skytower</u>. You could enjoy the grand scenery of Auckland and we were lucky to observe challengers taking the bungee jump.</p> 
AFTERNOON	<p>We visited the zoo. The funniest animals were the <u>meerkats</u>, because when we took out our camera, they came to us and let us take photos. They were so cute!</p> 	<p>We took the big boat to Devonport, a place where there is a massive area of beautiful grassland. We just couldn't wait to touch and roll on the grassland. We laughed the whole time. This was the most unforgettable natural experience I have ever had!!!!</p> 

DATE TIME	DAY 9	DAY 10
	APR 9 th	APR 10 th
MORNING	<p>It was a sunny Sunday. The group rode the tour bus to Rotorua. We arrived at the <u>Whakarewarewa</u>, a living old Maori Village. We learnt about the history and culture of <u>Whakarewarewa</u>. (For example, traditional and modern Maori songs and dance, performed with long and short sticks.) It was really cool- though a bit smelly...</p> 	<p>After 10 days of kiwi adventure, it was the day of our graduation ceremony. There was lots of sharing and gratitude. Thanks to our <u>Pui Kiu</u> teachers, tour guide and NZ local school teachers who gave us plenty of lovely memories.</p> 
AFTERNOON	<p>We travelled to the <u>Agrodome</u>, which is an animal farm with hundreds of sheep running around. They were so fluffy! We took selfies with the sheep and bought some souvenirs.</p> 	<p>After the celebration party the final stop was to "The Warehouse" for shopping!!</p> 

DATE TIME	DAY 11	
	APR 11 th	
MORNING	<p>Packed and departed Hamilton and headed for Auckland. It took two hours.</p> 	
AFTERNOON	<p>Departed Auckland airport and arrived in Hong Kong in the evening.</p> 	

New Zealand Trip Journal

Day 1: It was the first day of New –Zealand! I was so excited. We needed to travel for **10 hours**!

Day 2: We finally arrived in New Zealand. The scenery was great, our host family was kind! **JUST PERFECT.**

Day 3: Today I went to the **Waikato Museum**. We saw the indigenous people's canoe and carving. We also saw the **solar system** at the Space Museum, it was very cool.

Day 4: Today it was raining, so we did not go to **Hamilton Gardens**, instead we went **indoor rock climbing**! It was so fun!

Day 5: Today we went to the local school, it was very cool as it combined students from **14 countries**, and some of them were **MAORI PEOPLE**.

Day 6: Today we went to **Hobbiton**, I liked it a lot because it was the scene of **The Hobbit** and **LORD OF THE RINGS** and I was a fan of it.

Day 7: Today we went to the **zoo**, it was very cool. We could see the **native birds** and **reptiles**.

Day 8: Today we went to **Sky Tower**, it was very tall. We could see many good views. In **Devonport**, we rolled on the grass.

Day 9: We went to the **MAORI VILLAGE**, it was very traditional. We also went to the **farm**. I liked the **alpaca** the most.

Day 10: Today was the second last day of this trip, so we had a **farewell party** and we went **shopping**, and I bought 2 Halo figures.

Day 11: Today we went back to **Hong Kong**!

Photos Around The Campus





